



artspace

CREATIVE SPACE NEEDS SURVEY
TECHNICAL REPORT



OCTOBER 2022 // BELLEVUE, WASHINGTON

OFFICES: Minneapolis / New York City / Washington D.C.

250 Third Avenue North, Suite 400, Minneapolis MN 55401
P 612.333.9012 F 612.333.9089 ARTSPACE.ORG

CONTENTS

I. All Survey Respondent Data

- a. Interest in space
- b. Current areas of arts, cultural or creative industry involvement
- c. Demographics
- d. Current situation
- e. Not Interested

II. Respondents Interested in Artist Housing

- a. Interest in space
- b. Current areas of arts, cultural or creative industry involvement
- c. Demographics
- d. Current situation
- e. Artist housing preferences

III. Respondents Interested in Renting Private Studio/Creative Work Space

- a. Renting private studio/creative work space on an ongoing basis
- b. Current studio/work space situations
- c. Private studio space preferences

IV. Respondents Interested in Shared, Specialized Creative Space

- a. Accessing shared space (s)
- b. Shared creative space

V. All Respondents: Communications

- a. Ongoing communication
- b. Survey engagement method

TECHNICAL REPORT

SURVEY OF INDIVIDUAL ARTISTS AND CREATIVES

The focus of this report is primarily on the 400 respondents who indicated an interest in at least one type of space in Bellevue, WA out of a total of 437 respondents.

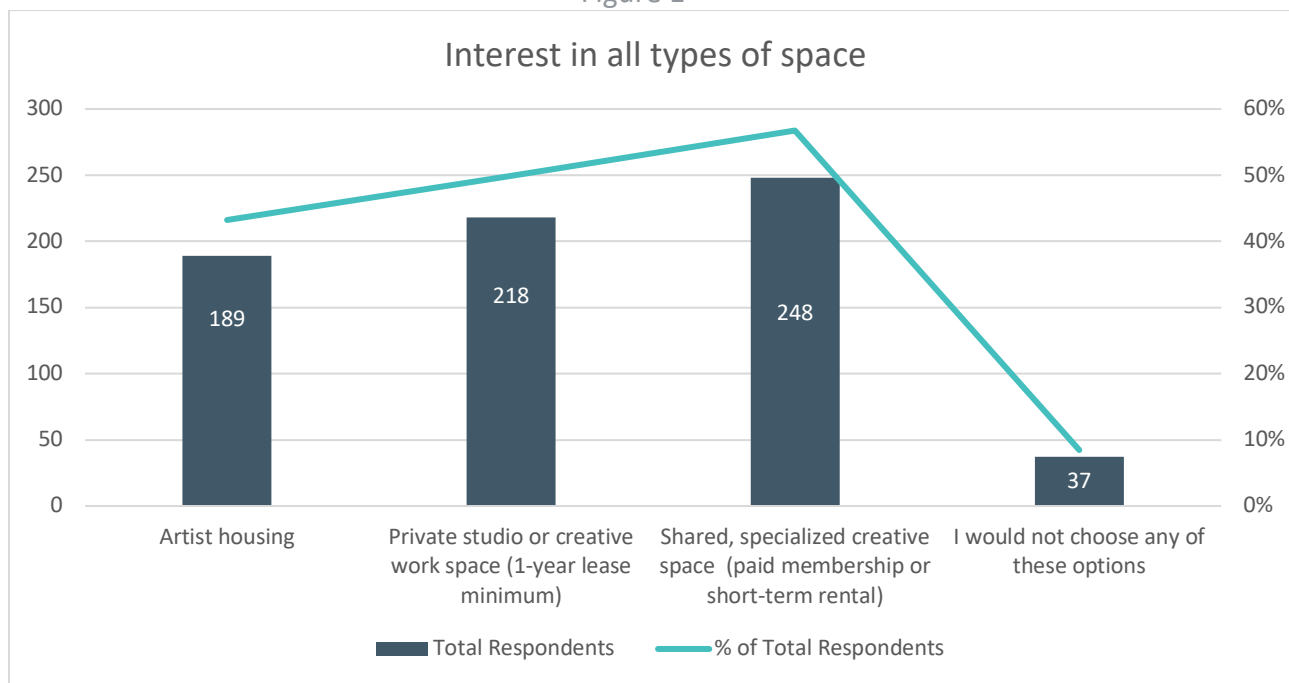


I. ALL SURVEY RESPONDENT DATA

A. INTEREST IN SPACE

1) Which of the following options would you choose if available and affordable in Bellevue’s BelRed Arts District?

Figure 1



Which of the following options would you choose if available	Total Respondents	% of Total Respondents
Artist housing	189	43%
Private studio or creative work space (1-year lease minimum)	218	50%
Shared, specialized creative space (paid membership or short-term rental)	248	57%
I would not choose any of these options	37	8%
Total Respondents	437	100%

**Respondents may have selected multiple options*

2) Respondents who selected they would relocate to affordable Artist housing AND another space option.



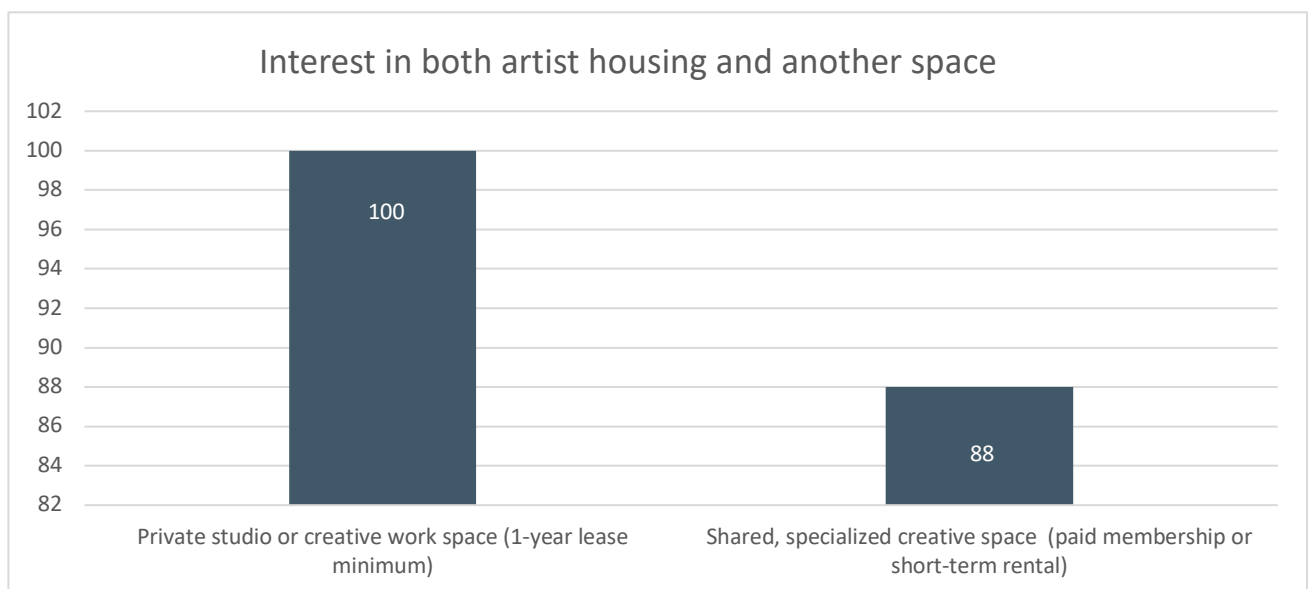
There are **437 total respondents who took the survey**. Of those respondents **189** are interested in affordable artist housing, **218** are interested in private studio or creative work space, and **248** are interested in shared, specialized creative space.

Under the column of “both housing and other space”, out of the **189 respondents** interested in artist housing there are **100** who are also interested in private studio/creative work space, and **88** who are also interested in accessing shared creative space.

Figure 2

Which of the following options would you choose if available	Total Respondents	% of Total Respondents	Both artist housing and other space
Artist housing	189	43%	0
Private studio or creative work space (1-year lease minimum)	218	50%	100
Shared, specialized creative space (paid membership or short-term rental)	248	57%	88
I would not choose any of these options	37	8%	0
Total Respondents	437	100%	189

**Respondents may have selected multiple options*





3) Respondents who selected only ONE type of the following options if available in Bellevue.

Of the 189 respondents who are interested in affordable artist housing there are 60 who selected ONLY housing and no other type of space.

Of the 218 respondents who selected private studio space there are 51 who selected ONLY private studio space and no other type of space. 118 respondents are interested in private studio or creative space and not interested in affordable housing.

Of the 248 respondents who selected shared, specialized creative space there are 93 who selected ONLY shared, specialized creative space and no other type of space. 160 respondents are interested in shared, specialized creative space and not interested in affordable housing.

Respondents who selected only ONE type of space	# of Respondents
Artist housing (relocate to space designed for artists/creatives and their families) - ONLY	60
Private studio or creative work space (1-year lease minimum) - ONLY	51
Shared, specialized creative space (paid membership or short-term rental) - ONLY	93
I would not choose any of these options	37

Respondents who selected only NO to L/W housing	# of Respondents
Artist housing (relocate to space designed for artists/creatives and their families)	0
Private studio or creative work space (1-year lease minimum)	118
Shared, specialized creative space (paid membership or short-term rental) (e.g., for creating, displaying, performing, practicing, rehearsing, teaching, etc.)	160
I would not choose any of these options	37

B. CURRENT AREAS OF ARTS, CULTURAL OR CREATIVE INDUSTRY INVOLVEMENT



1) In what areas of the arts, cultural or creative industries are you most involved?

The top 3 areas of the arts, cultural or creative industry involvement by the 437 total respondents who took the survey are: Painting, Drawing, Illustration, Mixed media; Music (vocal, instrumental, recording, composition); and Art education or instruction.

Total Respondents			
Arts, cultural or creative industries	#	% of Responses	% of Respondents
Painting, Drawing, Illustration, Mixed media	164	13%	38%
Music (vocal, instrumental, recording, composition)	93	7%	21%
Art education or instruction	77	6%	18%
Art gallery, Exhibition space, Curatorial	64	5%	15%
Photography	63	5%	14%
Digital arts (e.g., graphic design, animation, etc.)	62	5%	14%
Art administration or advocacy	61	5%	14%
Multi-disciplinary	50	4%	11%
Crafts or Fine crafts	48	4%	11%
Film, Video, TV, or Web content production	46	4%	11%
Writing & Literary arts	45	4%	10%
Dance or Choreography	37	3%	8%
Fire arts (ceramics, glass, metalworking, or smithing)	35	3%	8%
Installation art	35	3%	8%
Heritage preservation/Cultural practice (e.g., sites, language, food, clothing, customs, etc.)	31	2%	7%
Murals or Street art	29	2%	7%
Other, please specify	28	2%	6%
Fashion, Costume, Millinery, Wearable arts	26	2%	6%
Theater arts (acting, directing, production, comedy, etc.)	25	2%	6%
Textiles, Fiber, Weaving	23	2%	5%
Art therapy or Healing arts	22	2%	5%
Jewelry design or fabrication	22	2%	5%
Sculpture	20	2%	5%
Audio (e.g., podcast, broadcast, sound design)	19	2%	4%
Book arts	16	1%	4%
Woodworking	15	1%	3%
Printmaking	13	1%	3%
Social practice	12	1%	3%
Body art (tattoo, esthetics, hair styling, etc.)	11	1%	3%
Culinary arts, craft food or beverage	10	1%	2%
Cultural practice or Culture bearer	10	1%	2%
Game design (digital or tabletop)	10	1%	2%
Artisanal product (non-food)	9	1%	2%
Augmented reality design	7	1%	2%
Robotics	5	0%	1%
Virtual reality design	5	0%	1%
Total Respondents	437		
Total Responses	1248	100%	

**Respondents may have selected multiple options*



C. DEMOGRAPHICS

1) What is your age?

49% of respondents are between 31-50 years of age.

Age	Total Respondents	
	#	% of Respondents
20 years or younger	12	3%
21 - 30 years	89	20%
31 - 40 years	119	27%
41 - 50 years	95	22%
51 - 60 years	64	15%
61 - 70 years	44	10%
Over 70 years	14	3%
Total	437	100%

2) With which gender do you most identify?

64% of respondents identify as a female.

Gender	Total Respondents	
	#	% of Respondents
Female	279	64%
Male	125	29%
Non-Binary	30	7%
Not Listed (please specify)	3	1%
Total	437	100%

3) Which of the following best describes you?

57% of respondents describe themselves as White/Caucasian.



Ethnicity	Total Respondents	
	#	% of Respondents
White	247	57%
Asian/Asian American	71	16%
Multiracial/Multiethnic	41	9%
Hispanic/Latinx/Latino(a)	29	7%
Black/African American/Caribbean	24	5%
Not Listed (please specify)	13	3%
Indigenous, American Indian, Native Alaskan	5	1%
Northern African/Middle Eastern	4	1%
Pacific Islander, Hawaiian Native, Samoan	3	1%
Total	437	100%

4) Do you identify as a member of the LGBTQIA community?

28% of respondents identify as a member of the LGBTQIA community.

Member of the LGBTQIA community	Total Respondents	
	#	% of Respondents
Yes	122	28%
No	281	64%
Prefer not to answer	34	8%
Total	437	100%

D. CURRENT SITUATION



1) Have you ever leased or owned studio/creative work space in the BelRed Arts District?

3% of respondents currently lease or own studio/creative work space.

Total Respondents		
Leased or owned studio/creative work space in BelRed Arts District	#	% of Respondents
Yes, I do currently	15	3%
Yes, in the past, but not currently	9	2%
No	413	95%
Total	437	100%

2) Do you currently own or rent/lease your living space?

51% of respondents currently rent/lease their living space.

Total Respondents		
Currently own or rent/lease your living space	#	% of Respondents
Rent/Lease	225	51%
Own	173	40%
Neither	39	9%
Total	437	100%

3) Which best describes your current art or creative work situation?

38% of respondents currently have space within their home that they use for their art or creative work.

34% of respondents currently do not have the space that they need for their art or creative work.

Total Respondents		
Current art or creative work situation	#	% of Respondents
I have space within my home that I use for my art or creative work	167	38%
I don't have the space I need (e.g., current space is not adequate, can't afford available space, etc.)	150	34%
On an ongoing basis, I rent/own studio/creative work space	67	15%
On a short-term basis, I lease studio/creative work space	26	6%
My work does not require designated space	23	5%
My work space is provided free of charge (e.g., member of dance troupe, university student, etc.)	4	1%
Total	437	100%



4) What do you currently pay monthly, on average (NOT including utilities), for the ongoing studio/creative work space you rent or own?

35% of respondents currently pay \$350 or less per month, not including those who selected \$0. 21% of respondents pay \$1,250 or more per month.

Monthly rent for studio/creative work space	Total Respondents	
	#	% of Respondents
\$0	1	1.5%
\$1 - \$50	3	4.5%
\$51 - \$100	3	4.5%
\$151 - \$200	5	7.5%
\$201 - \$250	4	6.0%
\$251 - \$300	6	9.0%
\$301 - \$350	2	3.0%
\$351 - \$400	2	3.0%
\$401 - \$500	5	7.5%
\$501 - \$750	6	9.0%
\$751 - \$1,000	9	13.4%
\$1,001 - \$1,250	7	10.4%
More than \$1,250	14	20.9%
Total	67	100%

**This question was only asked of those who selected:*

"On an ongoing basis, I rent/own studio/creative work space"

5) Do you operate a business or organization for your creative/cultural work? (e.g., an LLC, sole proprietorship, nonprofit, etc.)

50% of total respondents operate a business or organization.

Do you operate a business or organization?	Total Respondents	
	#	% of Respondents
Yes	219	50%
No	218	50%
Total	437	100%



6) What percentage of your income comes from your art or creative work?

59% of respondents either earn no income from their art/creative work or up to 10% of their income from their art/creative work.

Percentage of income from art or creative work	Total Respondents	
	#	% of Respondents
up to 10%	106	24%
11% - 25%	40	9%
26% - 50%	24	5%
51% - 75%	22	5%
76% - 100%	91	21%
I earn no income from my art/creative work	154	35%
Total	437	100%

7) Have you ever lived in Bellevue?

27% of respondents currently live in Bellevue.

Have you ever lived in Bellevue, WA?	Total Respondents	
	#	% of Respondents
I currently live in Bellevue, WA	120	27%
Yes, but not currently	71	16%
No	246	56%
Total	437	100%

8) Have you ever lived in the BelRed area of Bellevue?

19% of respondents currently live in the BelRed area of Bellevue

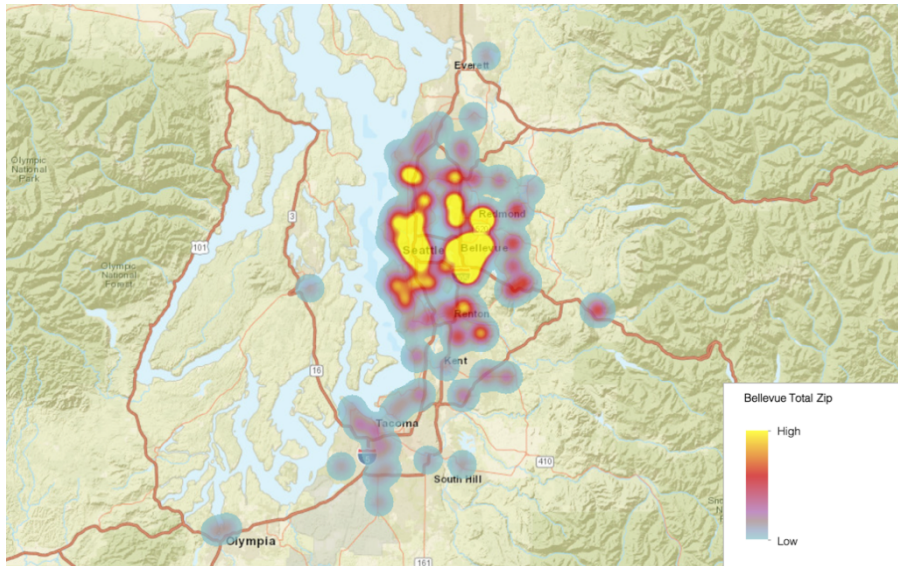
Have you ever lived in the BelRed area of Bellevue?	Total Respondents	
	#	% of Respondents
Yes, I currently live in BelRed	36	19%
Yes, but not currently	24	13%
No	116	61%
Unsure	15	8%
Total	191	100%

**This question was only asked to those who responded yes to "I currently live in Bellevue, WA" or "Yes, but not currently".*

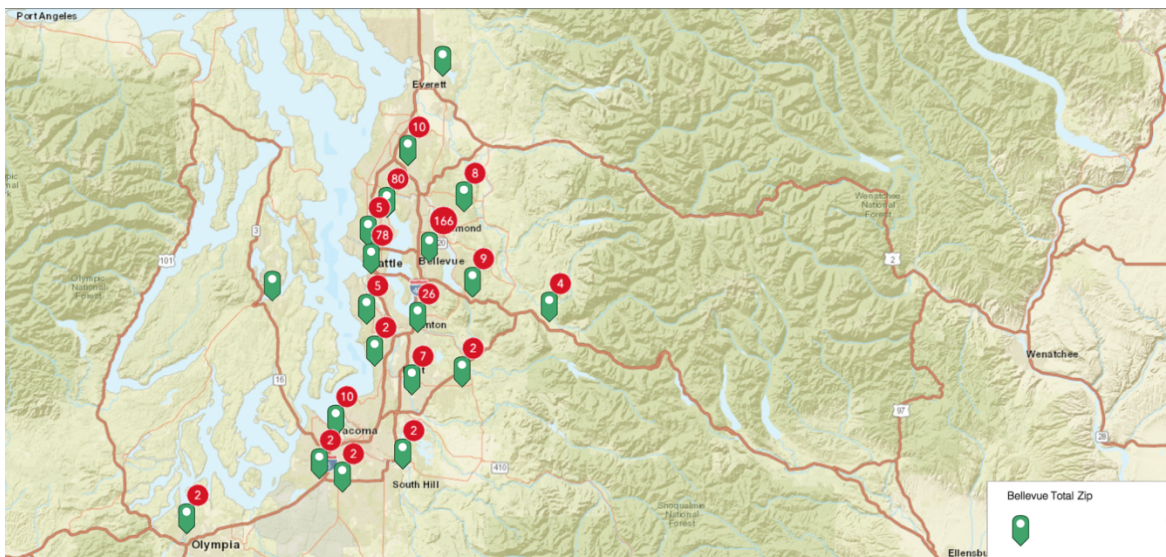


9) What is the five-digit zip code where you live?

The following cluster map highlights in yellow the highest density of population by zip code where respondents currently live.



The following cluster map pinpoints in green the highest density of population by zip code where respondents currently live. The numbers in red indicate the number of respondents who live in the same zip code.



E. NOT INTERESTED

1) You indicated that you are not interested in relocating to affordable artist housing, renting private studio or creative work space, or accessing shared, specialized creative space in Bellevue’s BelRed Arts District. Please let us know why.



	Total Respondents	
Not interested	#	% of Respondents
My current creative work and living spaces meet my needs	16	31%
I am not interested in any of these types of spaces (artist housing, private studio/creative work space, or shared creative spaces)	4	8%
I have other plans for studio, creative work, or living space	5	10%
The city of Bellevue is not a location of interest to me	5	10%
The BelRed Arts District is not a location of interest to me	3	6%
I need or am interested in space, but am not able to relocate, rent space, or buy a membership in the foreseeable future	7	13%
Other, please specify	12	23%
Total	52	100%

**Respondents may have selected multiple options*

II. INDIVIDUALS INTERESTED IN ARTIST HOUSING



The “yes” responses in the following tables are those individuals interested in artist housing. The “total” respondents are everyone who completed the survey.

There is a total of 189 respondents interested in artist housing, of those respondents, 60 are interested in artist housing only.

A. INTEREST IN ARTIST HOUSING

	Total Respondents	% of Respondents
Artist housing (relocate to space designed for artists and their families)	189	100%
Artist housing (relocate to space designed for artists and their families) ONLY	60	32%
Total Respondents	189	

B. CURRENT AREAS OF ARTS, CULTURAL OR CREATIVE INDUSTRY INVOLVEMENT

1) In what areas of the arts, cultural or creative industries are you most involved?

The top 6 areas of arts, cultural or creative industry involvement by the 189 respondents interested in artist housing are: Painting, Drawing, Illustration, Mixed Media; Music (vocal, instrumental, recording, composition); Art education or instruction; Digital arts (e.g., graphic design, animation, etc.); Photography; and Multi-disciplinary.

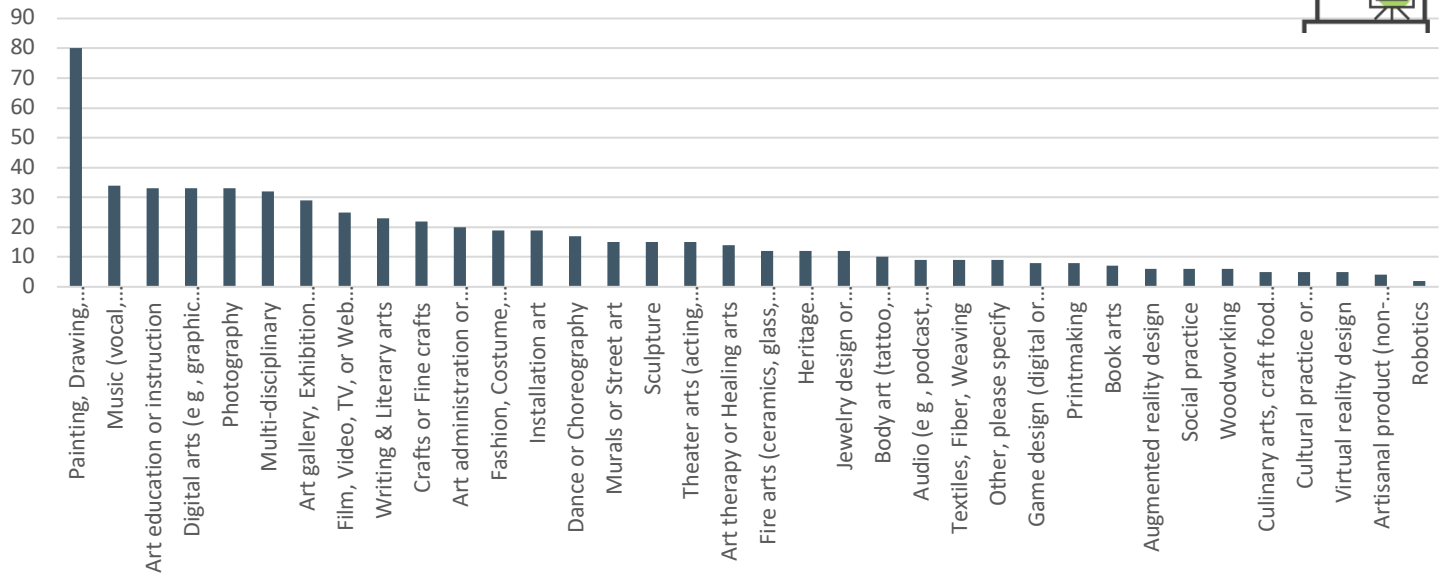
Arts, cultural or creative industries	"yes" to artist housing			Total Respondents		
	#	% of Responses	% of Respondents	#	% of Responses	% of Respondents
Painting, Drawing, Illustration, Mixed media	80	13%	42%	164	13%	38%
Music (vocal, instrumental, recording, composition)	34	6%	18%	93	7%	21%
Art education or instruction	33	5%	17%	77	6%	18%
Digital arts (e.g., graphic design, animation, etc.)	33	5%	17%	62	5%	14%
Photography	33	5%	17%	63	5%	14%
Multi-disciplinary	32	5%	17%	50	4%	11%
Art gallery, Exhibition space, Curatorial	29	5%	15%	64	5%	15%
Film, Video, TV, or Web content production	25	4%	13%	46	4%	11%
Writing & Literary arts	23	4%	12%	45	4%	10%
Crafts or Fine crafts	22	4%	12%	48	4%	11%
Art administration or advocacy	20	3%	11%	61	5%	14%
Fashion, Costume, Millinery, Wearable arts	19	3%	10%	26	2%	6%
Installation art	19	3%	10%	35	3%	8%
Dance or Choreography	17	3%	9%	37	3%	8%
Murals or Street art	15	2%	8%	29	2%	7%
Sculpture	15	2%	8%	20	2%	5%
Theater arts (acting, directing, production, comedy, etc.)	15	2%	8%	25	2%	6%



Art therapy or Healing arts	14	2%	7%	22	2%	5%
Fire arts (ceramics, glass, metalworking or smithing)	12	2%	6%	35	3%	8%
Heritage preservation/Cultural practice (e g , sites, language, food, clothing, customs, etc)	12	2%	6%	31	2%	7%
Jewelry design or fabrication	12	2%	6%	22	2%	5%
Body art (tattoo, esthetics, hair styling, etc)	10	2%	5%	11	1%	3%
Audio (e g , podcast, broadcast, sound design)	9	1%	5%	19	2%	4%
Textiles, Fiber, Weaving	9	1%	5%	23	2%	5%
Other, please specify	9	1%	5%	28	2%	6%
Game design (digital or tabletop)	8	1%	4%	10	1%	2%
Printmaking	8	1%	4%	13	1%	3%
Book arts	7	1%	4%	16	1%	4%
Augmented reality design	6	1%	3%	7	1%	2%
Social practice	6	1%	3%	12	1%	3%
Woodworking	6	1%	3%	15	1%	3%
Culinary arts, craft food or beverage	5	1%	3%	10	1%	2%
Cultural practice or Culture bearer	5	1%	3%	10	1%	2%
Virtual reality design	5	1%	3%	5	0%	1%
Artisanal product (non-food)	4	1%	2%	9	1%	2%
Robotics	2	0%	1%	5	0%	1%
Total Respondents	189			437		
Total Responses	613			1248		

**Respondents may have selected multiple options*

Creative Industries Respondents interested in Artist Housing



2) What percentage of your income comes from your art or creative work?

58% of respondents interested in artist housing either earn no income from their art/creative work or less than 10% of their income from their creative work.

% of income from art or creative work	"yes" to affordable artist housing		"yes" to private studio Responses		Total Respondents	
	#	% of Respondents	#	% of Respondents	#	% of Respondents
up to 10%	53	28%	61	28%	106	24%
11% - 25%	21	11%	23	11%	40	9%
26% - 50%	15	8%	10	5%	24	5%
51% - 75%	14	7%	11	5%	22	5%
76% - 100%	30	16%	48	22%	91	21%
I earn no income from my art/creative work	56	30%	65	30%	154	35%
Total	189	100%	218	100%	437	100%

C. DEMOGRAPHICS OF INTERESTED RESPONDENTS



1) With which gender do you most identify?

63% of respondents interested in artist housing identify as a Female.

Gender	"yes" to artist housing		Total Respondents	
	#	% Respondents	#	% Respondents
Female	119	63%	279	64%
Male	45	24%	125	29%
Non-Binary	24	13%	30	7%
Not Listed (please specify)	1	1%	3	1%
Total	189	100%	437	100%

2) What is your age?

68% of respondents interested in artist housing are between 21-40 years of age.

Age	"yes" to artist housing		Total Respondents	
	#	% Respondents	#	% Respondents
20 years or younger	6	3%	12	3%
21 - 30 years	56	30%	89	20%
31 - 40 years	72	38%	119	27%
41 - 50 years	29	15%	95	22%
51 - 60 years	15	8%	64	15%
61 - 70 years	7	4%	44	10%
Over 70 years	4	2%	14	3%
Total	189	100%	437	100%

3) Which of the following best describes you?

49% of respondents interested in artist housing describe themselves as White/Caucasian.

Ethnicity	"yes" to artist housing		Total Respondents	
	#	% Respondents	#	% Respondents
White	93	49%	247	57%
Multiracial/Multiethnic	26	14%	41	9%
Asian/Asian American	24	13%	71	16%
Black/African				
American/Caribbean	17	9%	24	5%
Hispanic/Latinx/Latino(a)	16	8%	29	7%
Not Listed (please specify)	6	3%	13	3%
Total	189	100%	437	100%



4) Do you identify as a member of the LGBTQIA community?

43% of respondents interested in affordable artist housing identify as a member of the LGBTQIA community.

Do you identify as a member of the LGBTQIA community?	"yes" to artist housing		Total Respondents	
	#	% of Respondents	#	% Respondents
Yes	81	43%	122	28%
No	90	48%	281	64%
Prefer not to answer	18	10%	34	8%
Total Responses	189	100%	437	100%

5) What is the highest level of education you have completed?

71% of respondents interested in artist housing received academic or professional degree(s).

Education	"yes" to artist housing		Total Respondents	
	#	% Respondents	#	% Respondents
Some high school course work	1	1%	5	1%
High school degree/GED	5	3%	11	3%
Some college course work, no degree	48	25%	79	18%
Academic or professional degree(s)	135	71%	342	78%
Total	189	100%	437	100%

6) Are you a full-time student?

94% of respondents interested in artist housing are NOT full-time students.

Are you a full-time student?	"yes" to artist housing		Total Respondents	
	#	% Respondents	#	% Respondents
Yes	12	6%	23	5%
No	177	94%	414	95%
Total	189	100%	437	100%

7) Are you a veteran of the United States Armed Forces?



99% of respondents interested in affordable artist housing are NOT a veteran of the United States Armed Forces.

Are you a veteran of the United States Armed Forces?	"yes" to artist housing		Total Respondents	
	#	%	#	%
Yes	2	1%	8	2%
No	187	99%	429	98%
Total	189	100%	437	100%

8) Which range is closest to your gross annual household income?



Figure 3 below shows the Max Rents based on Housing and Urban Development (HUD) 2022 Rent and Income limits for 30%, 60%, and 80% Area Median Income (AMI). Source: Novoco.com

Figure 5

City: Bellevue		City: Bellevue		City: Bellevue	
County: King		County: King		County: King	
MAX RENTS		MAX RENTS		MAX RENTS	
AMI	60%	AMI	30%	AMI	80%
0 BDRM	\$ 1,359	0 BDRM	\$ 679	0 BDRM	\$ 1,812
1 BDRM	\$ 1,456	1 BDRM	\$ 728	1 BDRM	\$ 1,942
2 BDRM	\$ 1,747	2 BDRM	\$ 873	2 BDRM	\$ 2,330
3 BDRM	\$ 2,019	3 BDRM	\$ 1,009	3 BDRM	\$ 2,692
4 BDRM	\$ 2,253	4 BDRM	\$ 1,126	4 BDRM	\$ 3,004
5 BDRM	\$ 2,485	5 BDRM	\$ 1,242	5 BDRM	\$ 3,314
INCOME LIMITS		INCOME LIMITS		INCOME LIMITS	
1 PERSON	\$ 54,360	1 PERSON	\$ 27,180	1 PERSON	\$ 72,480
2 PERSON	\$ 62,160	2 PERSON	\$ 31,080	2 PERSON	\$ 82,880
3 PERSON	\$ 69,900	3 PERSON	\$ 34,950	3 PERSON	\$ 93,200
4 PERSON	\$ 77,640	4 PERSON	\$ 38,820	4 PERSON	\$ 103,520
5 PERSON	\$ 83,880	5 PERSON	\$ 41,940	5 PERSON	\$ 111,840
6 PERSON	\$ 90,120	6 PERSON	\$ 45,060	6 PERSON	\$ 120,160
7 PERSON	\$ 96,300	7 PERSON	\$ 48,150	7 PERSON	\$ 128,400
8 PERSON	\$ 102,540	8 PERSON	\$ 51,270	8 PERSON	\$ 136,720

68% of the respondents interested in artist housing income qualify based on their selected household income in this survey and the corresponding 2022 60% HUD rent and income limits.



Income by Household Size for Respondents interested in artist housing

Annual Household Income	1	2	3	4 or more	Total	Income Qualify 30% AMI	Income Qualify 60% AMI	Income Qualify 80% AMI
Prefer Not to Answer	3	2	2	3	10	0	0	0
Under \$10,000	6	3	0	3	12	12	12	12
\$10,000 - \$15,000	6	1	0	1	8	8	8	8
\$15,001 - \$20,000	3	4	0	0	7	7	7	7
\$20,001 - \$25,000	7	7	0	1	15	15	15	15
\$25,001 - \$30,000	5	2	2	0	9	9	9	9
\$30,001 - \$35,000	12	6	3	0	21	9	21	21
\$35,001 - \$40,000	5	9	1	0	15	0	15	15
\$40,001 - \$45,000	2	7	1	1	11	0	11	11
\$45,001 - \$50,000	2	4	1	2	9	0	9	9
\$50,001 - \$55,000	2	2	1	0	5	0	5	5
\$55,001 - \$60,000	2	4	0	0	6	0	4	6
\$60,001 - \$65,000	2	6	1	0	9	0	7	9
\$65,001 - \$75,000	1	2	1	3	7	0	4	7
\$75,001 - \$85,000	1	3	2	1	7	0	1	6
\$85,001 - \$100,000	3	2	4	6	15	0	0	10
\$100,001 - \$125,000	1	6	2	2	11	0	0	4
\$125,001 - over \$400,000	1	6	2	3	12	0	0	0
						0	0	0
Total	64	76	23	26	189	60	128	154
% of respondents who income qualify for 30% AMI						32%		
% of respondents who income qualify for 60% AMI						68%		
% of respondents who income qualify for 80% AMI						81%		

D. CURRENT SITUATION OF INTERESTED RESPONDENTS



1) Have you ever lived in Bellevue?

17% of respondents interested in artist housing currently live in Bellevue.

Have you ever lived in Bellevue, WA?	"yes" to artist housing		Total Respondents	
	#	% Respondents	#	% Respondents
I currently live in Bellevue, WA	33	17%	120	27%
Yes, but not currently	29	15%	71	16%
No	127	67%	246	56%
Total	189	100%	437	100%

2) Have you ever lived in the BelRed area of Bellevue?

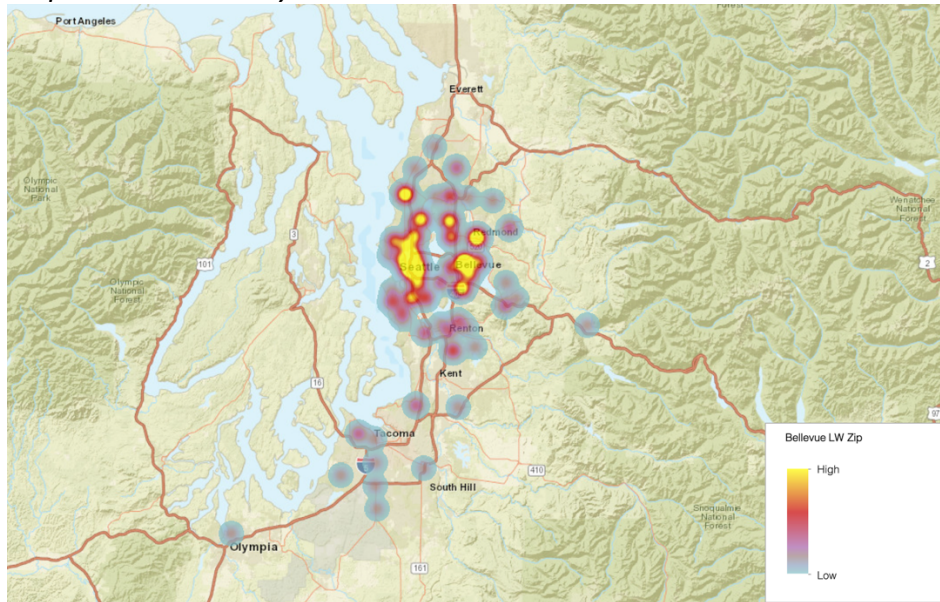
16% of respondents interested in artist housing currently live in the BelRed area of Bellevue

Have you ever lived in the BelRed area of Bellevue?	"yes" to artist housing		Total Respondents	
	#	% Respondents	#	% Respondents
Yes, I currently live in BelRed	10	16%	36	19%
Yes, but not currently	13	21%	24	13%
No	34	55%	116	61%
Unsure	5	8%	15	8%
Total	62	100%	191	100%

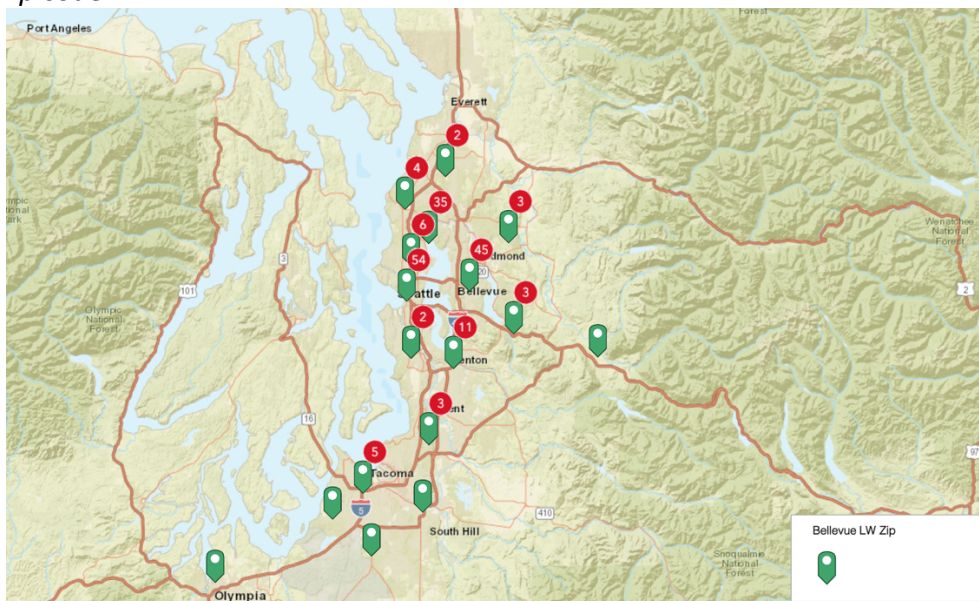
3) What is the five-digit zip code where you live?



The following cluster map highlights in yellow the highest density of population by zip code where respondents currently live.



The following cluster map pinpoints in green the highest density of population by zip code where respondents currently live. The numbers in red indicate the number of respondents who live in the same zip code.



4) Including yourself, how many people currently make up your household?



78% of respondents interested in artist housing reside in a household without children. 83% of respondents have a household size of one to two people, including themselves.

"yes" to artist housing		
Total Household Size	#	%
One - I am the only adult	76	40%
Two	82	43%
Three	22	12%
Four or more	9	5%
Total	189	100%

"yes" to artist housing		
Number of Children (under 18)	#	%
None	148	78%
One	26	14%
Two	11	6%
Three	2	1%
Four or more	2	1%
Total	189	100%

5) Do you currently own or rent/lease your living space?

73% of respondents interested in artist housing rent/lease their living space.

Own/Rent/Lease	"yes" to artist housing		Total Respondents	
	#	% Respondents	#	% Respondents
Rent/Lease	138	73%	225	51%
Own	23	12%	173	40%
Neither	28	15%	39	9%
Total	189	100%	437	100%

6) Which best describes your current art or creative work situation?



49% of respondents interested in artist housing don't have the space they need for their art or creative work.

Current creative situation	"yes" to artist housing		Total Respondents	
	#	% Respondents	#	% Respondents
I don't have the space I need (e.g., current space is not adequate, can't afford available space, etc.)	92	49%	150	34%
I have space within my home that I use for my art or creative work	56	30%	167	38%
On an ongoing basis, I rent/own studio/creative work space	26	14%	67	15%
On a short-term basis, I lease studio/creative work space	7	4%	26	6%
My work does not require designated space	5	3%	23	5%
My work space is provided free of charge (e.g., member of dance troupe, university student, etc.)	3	2%	4	1%
Total	189	100%	437	100%

7) Is another member of your household who would relocate with you, also taking this survey and expressing interest in housing?

15% of respondents have another household member taking the survey AND expressing interest in artist housing.

Other Household members taking this survey and expressing interest in housing?	"yes" to artist housing	
	#	%
Yes	29	15%
No	113	60%
Unsure	47	25%
Total	189	100%

E. ARTIST HOUSING PREFERENCES



1) What is the maximum amount you (your household) would consider paying monthly (NOT including utilities) for artist housing?

42% of respondents interested in artist housing would consider paying a maximum amount between \$1,400 - over \$2,100 per month for artist housing. Per the 2022 60% AMI Rent Guidelines this would suggest those respondents would consider the 60% AMI rents for studio, 1-bedroom, or 2-bedroom units to be affordable.

**In this example, per HUD guidelines, households would need to qualify for those size units by household size and income qualify at or below 60% of AMI.*

Figure 6:
2022 Rent Guidelines from HUD for King County

City: Bellevue		City: Bellevue	
County: King		County: King	
MAX RENTS		MAX RENTS	
AMI	60%	AMI	30%
0 BDRM	\$ 1,359	0 BDRM	\$ 679
1 BDRM	\$ 1,456	1 BDRM	\$ 728
2 BDRM	\$ 1,747	2 BDRM	\$ 873
3 BDRM	\$ 2,019	3 BDRM	\$ 1,009
4 BDRM	\$ 2,253	4 BDRM	\$ 1,126
5 BDRM	\$ 2,485	5 BDRM	\$ 1,242
INCOME LIMITS		INCOME LIMITS	
1 PERSON	\$ 54,360	1 PERSON	\$ 27,180
2 PERSON	\$ 62,160	2 PERSON	\$ 31,080
3 PERSON	\$ 69,900	3 PERSON	\$ 34,950
4 PERSON	\$ 77,640	4 PERSON	\$ 38,820
5 PERSON	\$ 83,880	5 PERSON	\$ 41,940
6 PERSON	\$ 90,120	6 PERSON	\$ 45,060
7 PERSON	\$ 96,300	7 PERSON	\$ 48,150
8 PERSON	\$ 102,540	8 PERSON	\$ 51,270

Source: novoco.com



Max amount you would consider paying monthly	"yes" to artist housing	
	#	%
\$400	4	2%
\$500 - \$600	16	8%
\$700 - \$800	20	11%
\$900-\$1,000	34	18%
\$1,100 - \$1,300	36	19%
\$1,400 - \$1,500	25	13%
\$1,600 - \$1,700	13	7%
\$1,800 - \$1,900	10	5%
\$2,000 - \$2,100	13	7%
Over \$2,100	18	10%
Total	189	78%

2) How many bedrooms does your household need?

79% of respondents interested in artist housing need one or two bedrooms. 74% of respondents have a household size of one to two people.

# Bedrooms Required	"yes" to artist housing				Total	% of Bedrooms
	One - I am the only adult	Two	Three	Four or more		
None (Studio/Efficiency)	10	2	1	2	15	8%
One	44	23	3	5	75	40%
Two	7	45	13	9	74	39%
Three	2	5	5	8	20	11%
Four or more	1	1	1	2	5	3%
Total	64	76	23	26	189	100%
% of HH Size	34%	40%	12%	14%	100%	



3) Which of the following amenities and design features would you most prefer, if available in the building where you lived?

The top 4 amenities and design features respondents interested in artist housing would most prefer are: Washer/Dryer hookups in unit (in addition to shared laundry room); Extra storage (in addition to storage in living space); Community garden; and Outdoor creative work space.

Amenities and Design features	#	"yes" to artist housing	
		% of Responses	% of Respondents
Washer/Dryer hookups in unit (in addition to shared laundry room)	117	21%	62%
Extra storage (in addition to storage in living space)	87	16%	46%
Community garden	76	14%	40%
Outdoor creative work space	66	12%	35%
Fitness room	53	10%	28%
Utility sink (in common area)	40	7%	21%
Gas stove	23	4%	12%
Dog run (outdoors/shared)	22	4%	12%
Bicycle parking (indoor)	17	3%	9%
Loading dock	17	3%	9%
Electric car charging station	15	3%	8%
Other, please specify	10	2%	5%
Access to shared copier (fee based)	8	1%	4%
Total Respondents	189		
Total Responses	551	100%	

**Respondents may have selected multiple options*

4) What activities or functions would you conduct most in the common community/flex-spaces if available to residents?

The top 3 activities or functions respondents interested in artist housing would most conduct in the shared community/flex space are: Exhibitions/Gallery showings, Studio-art work (CLEAN/low impact projects), and Lounging/Networking.

Activities or functions would you conduct most in the common community/flex-spaces	#	"yes" to artist housing	
		% of Responses	% of Respondents
Exhibitions/Gallery showings	95	18%	50%
Studio-art work (CLEAN/low impact projects)	80	15%	42%
Lounging/Networking	75	14%	40%
Teaching/Demonstrations	59	11%	31%
Performance (small scale readings, spoken word, music, etc)	56	10%	30%
Rehearsals (e g , music, theater, dance)	38	7%	20%
Meetings	30	6%	16%



Low or controlled-light work (e.g., projection or studio photography)	30	6%	16%
Light industrial work (MESSY/high impact projects)	26	5%	14%
Sound-based work requiring noise attenuation (e.g., recording, music practice)	24	4%	13%
Catered receptions/gatherings	19	4%	10%
Other (please specify)	2	0%	1%
Total Respondents	189		
Total Responses	534	100%	

**Respondents may have selected multiple options*

5) Of the following, which artist housing configuration(s) would be acceptable?

45% of respondents interested in artist housing would consider working space within their living space (flexibly designed live/work space) an acceptable configuration.

Artist housing configuration	#	"yes" to artist housing	
		% of Respondents	% of Respondents
Housing designed large and flexible enough for creating and living (residential live/work)	172	45%	91%
Just housing, but with access to shared creative work spaces in the same building	103	27%	54%
Commercial space for my creative work/business, where I can also live (minimal, but allowable living space zoned for work/live)	102	27%	54%
Another configuration. Please describe	5	1%	3%
Total Respondents	189	100%	
Total Responses	382		

**Respondents may have selected multiple options*

6) Do you (your household) require adaptations be made to your housing unit for accessibility or safety?

8% of respondents interested in artist housing require adaptations to their housing unit.

Do you (your household) require adaptations be made to your housing unit for accessibility or safety?	"yes" to artist housing	
	#	%
Yes	16	8%
No	161	85%
Prefer not to answer	12	6%
Total	189	100%



7) How many parking spaces does your household need?

86% of respondents interested in affordable artist housing need one or two parking spaces.

Number of Parking Spaces Needed	"yes" to artist housing	
	#	%
None	20	11%
One	113	60%
Two	50	26%
Three or more	6	3%
Total	189	100%

8) Would light-rail within walking distance of your housing reduce the number of parking spaces your household requires?

38% of respondents interested in artist housing would require fewer parking spaces if light-rail was within walking distance of their housing.

Light Rail	"yes" to artist housing	
	#	%
Yes	65	38%
No	104	62%
Total	169	100%

This question was asked only of those who selected "one", "two", "Three or more" for the question: "how many parking spaces does your household need?"

9) Have you considered leaving Bellevue?

91% of respondents who currently live in Bellevue and are also interested in artist housing have considered leaving Bellevue.

Have you considered leaving Bellevue?	"yes" to artist housing	
	#	%
Yes	30	91%
No	3	9%
Total	33	100%

This question was only asked to those who currently live in Bellevue and are also interested in artist housing.



10) Why have you considered leaving Bellevue?

26% of respondents interested in affordable artist housing who have considered leaving Bellevue have considered leaving due to housing costs.

Why have you considered leaving Bellevue	"yes" to artist housing	
	#	%
Housing costs	22	26%
Lack of space options (housing, studio/creative work, or commercial)	13	15%
Lack of cultural offerings	9	10%
Studio/Creative work space costs	8	9%
Personal reasons	7	8%
Losing my housing (e.g., building sale or conversion, rent increase, etc.)	7	8%
Commercial space costs	5	6%
Commuting time	5	6%
Drawn to another city in the region	4	5%
Another reason (please describe)	4	5%
Losing my work space (e.g., building sale or conversion, rent increase, etc.)	2	2%
Total	86	100%

*Respondents may have selected multiple options

11) Would the opportunity to have affordable artist housing encourage you to stay in Bellevue?

93% of the 30 respondents interested in affordable artist housing who have considered leaving Bellevue would be encouraged to remain for the opportunity to have affordable artist housing.

Would the opportunity to have affordable artist housing space encourage you to remain?	"yes" to artist housing	
	#	%
Yes	28	93%
No	2	7%
Total	30	100%

This question was only asked to those who have considered leaving Bellevue.

III. RESPONDENTS INTERESTED IN RENTING PRIVATE STUDIO/CREATIVE WORK SPACE ON AN ONGOING BASIS



“Private Studio/Creative Work Space” is referred to as “**Private Studio**” in the remainder of this report.

The following statistics are about the combined **218** respondents who indicated they are interested in private studio space. It includes those respondents interested in renting only studio space, and those interested in both studio and artist housing. **51** of the respondents are interested in private studio rental only.

A. RENTING PRIVATE STUDIO/CREATIVE WORK SPACE ON AN ONGOING BASIS

1) Would you rent private studio space in Bellevue’s BelRed Arts District?

50% of the 437 total respondents are interested in renting private studio space under a one year or longer lease term. 27% are interested in private studio rental only and not housing too.

	Total Respondents	% of Respondents
Private studio or creative work space (1-year lease minimum)	218	50%
Private studio or creative work space – No artist housing	118	27%
Total Respondents	437	

23% of respondents interested in private studio space are interested in studio rental only and no other type of space.

Would you rent private studio or creative work space	“yes” to private studio	
	#	%
Yes – Both artist housing and private studio rental	100	46%
Yes – Private studio rental ONLY (no other type of space)	51	23%
Total	218	

2) In what areas of the arts, cultural or creative industries are you most involved?
The top 4 areas of the arts, cultural or creative industry involvement by the 218 interested respondents are: Painting, Drawing, Illustration, Mixed media; Art education or instruction; Photography; and Music (vocal, instrumental, recording, composition).



Creative industries	"yes" to Private Studio			Total Respondents		
	#	% of Responses	% of Respondents	#	% of Responses	% of Respondents
Painting, Drawing, Illustration, Mixed media	95	15%	44%	164	13%	38%
Art education or instruction	45	7%	21%	77	6%	18%
Photography	41	6%	19%	63	5%	14%
Music (vocal, instrumental, recording, composition)	37	6%	17%	93	7%	21%
Art gallery, Exhibition space, Curatorial	33	5%	15%	64	5%	15%
Digital arts (e g, graphic design, animation, etc.)	31	5%	14%	62	5%	14%
Multi-disciplinary	25	4%	11%	50	4%	11%
Crafts or Fine crafts	23	4%	11%	48	4%	11%
Film, Video, TV, or Web content production	22	3%	10%	46	4%	11%
Installation art	22	3%	10%	35	3%	8%
Art administration or advocacy	21	3%	10%	61	5%	14%
Murals or Street art	19	3%	9%	29	2%	7%
Writing & Literary arts	19	3%	9%	45	4%	10%
Fire arts (ceramics, glass, metalworking, or smithing)	17	3%	8%	35	3%	8%
Fashion, Costume, Millinery, Wearable arts	16	2%	7%	26	2%	6%
Other, please specify	16	2%	7%	28	2%	6%
Art therapy or Healing arts	13	2%	6%	22	2%	5%
Dance or Choreography	13	2%	6%	37	3%	8%
Sculpture	13	2%	6%	20	2%	5%
Heritage preservation/Cultural practice (e g, sites, language, food, clothing, customs, etc.)	12	2%	6%	31	2%	7%
Textiles, Fiber, Weaving	12	2%	6%	23	2%	5%
Jewelry design or fabrication	11	2%	5%	22	2%	5%
Audio (e g, podcast, broadcast, sound design)	10	2%	5%	19	2%	4%
Theater arts (acting, directing, production, comedy, etc.)	10	2%	5%	25	2%	6%
Woodworking	10	2%	5%	15	1%	3%
Book arts	9	1%	4%	16	1%	4%
Body art (tattoo, esthetics, hair styling, etc.)	8	1%	4%	11	1%	3%
Printmaking	8	1%	4%	13	1%	3%
Game design (digital or tabletop)	7	1%	3%	10	1%	2%
Artisanal product (non-food)	6	1%	3%	9	1%	2%
Cultural practice or Culture bearer	6	1%	3%	10	1%	2%
Augmented reality design	5	1%	2%	7	1%	2%
Culinary arts, craft food or beverage	5	1%	2%	10	1%	2%
Robotics	4	1%	2%	5	0%	1%
Social practice	4	1%	2%	12	1%	3%
Virtual reality design	3	0%	1%	5	0%	1%
Total Respondents	218			437		
Total Responses	651	100%		1248	100%	

*Respondents may have selected multiple options

3) What percentage of your income comes from your art or creative work?



58% of respondents interested in private studio space either earn no income from their art/creative work or less than 10% of their income from their creative work.

% of income from art or creative work	"yes" to affordable artist housing		"yes" to private studio		Total	
	#	% of Respondents	#	% of Respondents	#	% of Respondents
up to 10%	53	28%	61	28%	106	24%
11% - 25%	21	11%	23	11%	40	9%
26% - 50%	15	8%	10	5%	24	5%
51% - 75%	14	7%	11	5%	22	5%
76% - 100%	30	16%	48	22%	91	21%
I earn no income from my art/creative work	56	30%	65	30%	154	35%
Total	189	100%	218	100%	437	100%

B. CURRENT STUDIO/WORK SPACE SITUATION

1) Have you ever lived in Bellevue, WA?

28% of respondents interested in private studio space are current residents of Bellevue.

Have you ever lived in Bellevue, WA?	"yes" to private studio		Total Respondents	
	#	%	#	%
I currently live in Bellevue, WA	61	28%	120	27%
Yes, but not currently	36	17%	71	16%
No	121	56%	246	56%
Total	218	100%	437	100%

2) Have you ever lived in the BelRed area of Bellevue?

34% of respondents interested in private studio space live or have lived in the BelRed area of Bellevue.

Have you ever lived in the BelRed area of Bellevue?	"yes" to private studio		Total Respondents	
	#	% of Respondents	#	% Respondents
Yes, I currently live in BelRed	22	23%	36	19%
Yes, but not currently	11	11%	24	13%
No	58	60%	116	61%
Unsure	6	6%	15	8%
Total	97	100%	191	100%

3) Have you considered leaving Bellevue?



64% of respondents interested in private studio space who currently live in Bellevue have considered leaving.

Have you considered leaving Bellevue?	"yes" to private studio respondents	
	#	%
Yes	39	64%
No	22	36%
Total	61	100%

4) Would the opportunity of new, affordable studio space encourage you to remain in Bellevue?

90% of the 39 respondents interested in private studio space who have considering leaving Bellevue would be encouraged to remain in Bellevue with the opportunity of a new, affordable studio space.

Affordable studio space encourage you to remain in Bellevue?	"yes" to private studio responses	
	#	%
Yes	35	90%
No	4	10%
Total	39	100%



5) Which best describes your current art or creative work situation for those who selected “yes” to interest in private studio space.

37% of respondents interested in private studio space don't have the studio/creative space they need.

Studio/Creative Work Space Arrangements	"yes" to private studio		Total Respondents	
	#	%	#	%
I don't have the space I need (e.g., current space is not adequate, can't afford available space, etc.)	81	37%	150	34%
I have space within my home that I use for my art or creative work	75	34%	167	38%
On an ongoing basis, I rent/own studio/creative work space	45	21%	67	15%
On a short-term basis, I lease studio/creative work space	14	6%	26	6%
My work does not require designated space	3	1%	23	5%
My work space is provided free of charge (e.g., member of dance troupe, university student, etc.)	0	0%	4	1%
Total	218	100%	437	100%

6) Have you ever leased or owned studio/creative work space in the BelRed Arts District?

4% of respondents interested in private studio space currently lease or own studio/creative work space in the BelRed Arts District.

Leased or owned studio/creative work space in the BelRed Arts District?	"yes" to private studio		Total Respondents	
	#	%	#	%
Yes, I do currently	8	4%	15	3%
Yes, in the past, but not currently	6	3%	9	2%
No	204	94%	413	95%
Total	218	100%	437	100%



7) What do you currently pay monthly, on average (NOT including utilities), for the studio or creative work space you rent or own outside your home on an ongoing basis?

24% of respondents interested in private studio space who rent or own studio or other creative work space outside their home on an ongoing basis currently pay more than \$1,250 a month for studio or creative work space.

"yes" to private studio		
Currently pay monthly for the studio or creative work space you rent or own outside your home on an ongoing basis?	#	%
\$0	0	0%
\$1 - \$50	3	7%
\$51 - \$100	2	4%
\$151 - \$200	3	7%
\$201 - \$250	3	7%
\$251 - \$300	3	7%
\$301 - \$350	2	4%
\$351 - \$400	1	2%
\$401 - \$500	5	11%
\$501 - \$750	3	7%
\$751 - \$1,000	4	9%
\$1,001 - \$1,250	5	11%
More than \$1,250	11	24%
Total	45	100%

This question was only asked to those who are interested in Private Studio space and selected:

"On an ongoing basis, I rent/own studio/creative work space"

8) Do you operate a business or organization for your creative/cultural work? (e.g., an LLC, sole proprietorship, nonprofit, etc.)

60% of respondents interested in private studio space operate a business or organization.

"yes" to private studio		
Do you operate a business or organization?	#	% of Respondents
Yes	131	60%
No	87	40%
Total	218	100%

C. PRIVATE STUDIO SPACE PREFERENCES



1) How likely would you be to share your private studio with at least one other artist? (e.g., rent sharing, subleasing)

66% of respondents interested in private studio space would definitely or likely share their private studio with at least one other artist.

"yes" to private studio responses		
Share private studio with at least one other artist?	#	%
Definitely would	54	25%
Somewhat likely	89	41%
Not likely	61	28%
Definitely would not	14	6%
Total	218	100%

2) Which of the following scenarios would you most prefer?

76% of respondents interested in private studio space and artist housing prefer relocating to artist housing and renting private studio space at the same time.

"yes" to private studio responses		
Scenarios most prefer	#	%
Artist housing AND private studio space at the same time	76	76%
Artist housing ONLY	8	8%
Private studio ONLY	16	16%
Total	100	100%

This question was only asked to those who are interested in private studio space and artist housing.

3) What is the maximum monthly amount you would consider paying (NOT including utilities) for private studio or creative work space, if paid separately from housing?



57% of respondents interested in private studio space would consider paying between \$200 - \$500 maximum monthly for space.

Max Monthly Amount	"yes" to private studio	
	#	%
\$25	2	1%
\$50	2	1%
\$75	4	2%
\$100	25	11%
\$200	27	12%
\$300	22	10%
\$400	28	13%
\$500	47	22%
\$600	12	6%
\$700	3	1%
\$800	6	3%
\$900	3	1%
\$1000	25	11%
\$2000	7	3%
More than \$2000	5	2%
Total	218	100%



4) What do you currently pay, on average, for the ongoing studio or creative work space you rent or own AND what is the maximum monthly amount you would consider paying for private studio or creative work space?

71% of respondents interested in private studio space would pay at or more than what they are currently paying for private studio space.

Maximum Rent per month for Private Studio

Current Private Studio Rent	\$25	\$50	\$100	\$200	\$300	\$400	\$500	\$600	\$700	\$800	\$1000	\$2000	More than \$2000	Total	At current Rent or more
\$1 - \$50	0	1	1	1	0	0	0	0	0	0	0	0	0	3	2
\$51 - \$100	1	0	1	0	0	0	0	0	0	0	0	0	0	2	1
\$151 - \$200	0	0	0	1	0	1	1	0	0	0	0	0	0	3	3
\$201 - \$250	0	0	0	0	0	3	0	0	0	0	0	0	0	3	3
\$251 - \$300	0	0	0	1	1	0	1	0	0	0	0	0	0	3	2
\$301 - \$350	0	0	0	0	0	1	0	1	0	0	0	0	0	2	2
\$351 - \$400	0	0	0	0	0	1	0	0	0	0	0	0	0	1	1
\$401 - \$500	0	0	0	0	0	3	1	1	0	0	0	0	0	5	5
\$501 - \$750	0	0	0	0	0	0	1	0	0	1	0	1	0	3	3
\$751 - \$1,000	0	0	0	1	0	0	0	1	0	0	2	0	0	4	2
\$1,001 - \$1,250	0	0	0	0	0	0	0	1	0	0	2	2	0	5	4
More than \$1,250	0	0	0	0	0	0	0	0	2	0	5	1	3	11	4
Total	1	1	2	4	1	9	4	4	2	1	9	4	3	45	32
			2	2	1	9	4	2	0	1	4	4	3	32	
% of respondents who are willing to pay current rent or more			100%	50%	100%	100%	100%	50%	0%	100%	44%	100%	100%		71%



5) What is the minimum square footage necessary for your private studio or creative work space?

58% of respondents interested in private studio space need (at a minimum) between 100 - 400 square feet of space.

Minimum Square Footage	"yes" to private studio	
	#	%
25 sq feet	5	2%
50 sq feet	5	2%
75 sq feet	7	3%
100 sq feet	22	10%
200 sq feet	39	18%
300 sq feet	32	15%
400 sq feet	32	15%
500 sq feet	18	8%
600 sq feet	12	6%
700 sq feet	8	4%
800 sq feet	8	4%
900 sq feet	4	2%
1000 sq feet	12	6%
2000 sq feet	3	1%
More than 2, 000 sq feet	2	1%
I do not know the square footage necessary for my private studio or creative work space	9	4%
Total	218	100%

6) Number of respondents who are willing to pay \$1.00/SF or more per month for their private studio or creative work space.



The highlighted section in the following chart shows those respondents who are willing to pay at least \$1.00/SF per month for their private studio space. For example, there are 19 respondents who want up to 200 SF of space and are willing to pay \$100 - \$200 per month.

There are 154 respondents out of 218 (71%) who are willing to pay at least \$1.00/SF or more per month for their private studio.

Count of Max/SF to Sq Ft at \$1.00/SF or more per month											Total	Total at \$1.00/SF per month
	Under 100 SF	100 - 200 SF	201- 300 SF	301 - 400 SF	401 - 600 SF	601 - 800 SF	801 - 1,000 SF	1,001 - 2,000 SF	Over 2,000 SF	Not Sure		
\$1-\$99	2	9	0	1	0	1	0	0	0	0	13	2
\$100-\$200	4	15	7	4	5	4	2	0	1	5	47	19
\$201-\$300	0	12	4	3	0	2	0	0	0	1	22	16
\$301-\$400	7	3	7	8	7	0	0	0	0	1	33	25
\$401-\$600	2	18	9	10	9	4	2	0	0	0	54	48
\$601-\$800	0	0	2	2	2	1	2	1	0	0	10	7
\$801-\$1,000	2	3	1	3	6	3	7	0	0	2	27	25
\$1,001-\$2,000	0	1	2	1	0	0	2	1	0	0	7	7
More than \$2,000	0	0	0	0	1	1	1	1	1	0	5	5
Total	17	61	32	32	30	16	16	3	2	9	218	154
Total at \$1.00/sf per month	17	52	25	24	18	5	10	2	1		154	
%	100%	85%	78%	75%	60%	31%	63%	67%	50%		71%	

7) Of the following, what activities would you mostly conduct in your private studio?



The top 2 primary activities interested respondents would conduct in their private studio or creative work space are: Studio arts, Non-industrial (e.g., drawing, photography, beading); and Exhibiting or Presenting (e.g., gallery, screenings, installations).

"yes" to private studio			
Primary activities	#	% Responses	% Respondents
Studio arts, Non-industrial (e.g., drawing, photography, beading)	118	21%	54%
Exhibiting or Presenting (e.g., gallery, screenings, installations)	70	13%	32%
Light industrial (e.g., silversmithing, woodworking, clay/ceramics, dyeing)	45	8%	21%
Desktop arts (e.g., graphic design, literary)	43	8%	20%
Classes or Workshops (frequent & high volume)	43	8%	20%
Rehearsals or Movement (e.g., dance, theater, music, martial arts, yoga)	38	7%	17%
Performances or public gatherings (e.g., music, dance, theater, readings, frequent events)	31	6%	14%
Audio (e.g., recording, mixing, editing, broadcasting)	29	5%	13%
Office (e.g., arts therapy, administrative)	28	5%	13%
Retail	27	5%	12%
Digital (e.g., 3D printing, laser cutting)	24	4%	11%
Heavy industrial (e.g., glass, forging, spray paint or powder coating)	20	4%	9%
Other, please specify	18	3%	8%
Shipping and receiving (high volume)	9	2%	4%
Culinary (e.g., catering, baking, cooking classes)	7	1%	3%
None of the above	1	0%	0%
Total Respondents	218		
Total Responses	551		

*Respondents may have selected multiple options

IV. RESPONDENTS INTERESTED IN SHARED SPECIALIZED CREATIVE SPACE



The following statistics are about the **248** respondents interested in accessing shared specialized creative space in Bellevue's BelRed Arts District through a paid membership or other short-term rental arrangement.

A. ACCESSING SHARED SPACE(S)

1) Would you access shared, specialized creative space (paid membership or short-term rental)?

There is a total of 248 respondents interested in accessing shared creative space and 93 respondents interested in shared creative space only and no other type of space.

	Total Respondents	% of Respondents
Shared, specialized creative space		
Shared, specialized creative space (paid membership or short-term rental)	248	57%
Shared, specialized creative space (paid membership or short-term rental) - ONLY	93	21%
Total Respondents	437	

B. SHARED CREATIVE SPACE

1) In what areas of the arts, cultural or creative industries are you most involved?

The top 2 areas of arts, cultural or creative industry involvement by those interested in shared, specialized creative space are: Painting, Drawing, Illustration, Mixed media; and Music (vocal, instrumental, recording, composition).

Creative Industries	Access to shared creative space			Total Respondents		
	#	% of Responses	% of Respondents	#	% of Responses	% of Respondents
Painting, Drawing, Illustration, Mixed media	86	12%	35%	164	13%	38%
Music (vocal, instrumental, recording, composition)	63	9%	25%	93	7%	21%
Art education or instruction	40	6%	16%	77	6%	18%
Digital arts (e g , graphic design, animation, etc)	37	5%	15%	62	5%	14%
Photography	37	5%	15%	63	5%	14%
Art administration or advocacy	36	5%	15%	61	5%	14%
Art gallery, Exhibition space, Curatorial	34	5%	14%	64	5%	15%
Film, Video, TV, or Web content production	31	4%	13%	46	4%	11%
Crafts or Fine crafts	30	4%	12%	48	4%	11%
Multi-disciplinary	30	4%	12%	50	4%	11%
Writing & Literary arts	26	4%	10%	45	4%	10%
Dance or Choreography	25	4%	10%	37	3%	8%



Fire arts (ceramics, glass, metalworking or smithing)	24	3%	10%	35	3%	8%
Installation art	20	3%	8%	35	3%	8%
Heritage preservation/Cultural practice (e g , sites, language, food, clothing, customs, etc)	17	2%	7%	31	2%	7%
Theater arts (acting, directing, production, comedy, etc)	16	2%	6%	25	2%	6%
Textiles, Fiber, Weaving	15	2%	6%	23	2%	5%
Murals or Street art	14	2%	6%	29	2%	7%
Audio (e g , podcast, broadcast, sound design)	13	2%	5%	19	2%	4%
Fashion, Costume, Millinery, Wearable arts	13	2%	5%	26	2%	6%
Jewelry design or fabrication	11	2%	4%	22	2%	5%
Art therapy or Healing arts	9	1%	4%	22	2%	5%
Book arts	9	1%	4%	16	1%	4%
Social practice	9	1%	4%	12	1%	3%
Woodworking	9	1%	4%	15	1%	3%
Other, please specify	8	1%	3%	28	2%	6%
Artisanal product (non-food)	7	1%	3%	9	1%	2%
Sculpture	7	1%	3%	20	2%	5%
Culinary arts, craft food or beverage	6	1%	2%	10	1%	2%
Cultural practice or Culture bearer	6	1%	2%	10	1%	2%
Printmaking	6	1%	2%	13	1%	3%
Augmented reality design	4	1%	2%	7	1%	2%
Body art (tattoo, esthetics, hair styling, etc)	4	1%	2%	11	1%	3%
Game design (digital or tabletop)	4	1%	2%	10	1%	2%
Robotics	2	0%	1%	5	0%	1%
Virtual reality design	1	0%	0%	5	0%	1%
Total Respondents	248			437		
Total Responses	709			1248		

*Respondents may have selected multiple options

2) Have you ever lived in Bellevue, WA?

30% of respondents interested in accessing shared creative space currently live in Bellevue.

Have you ever lived in Bellevue, WA?	Access to shared creative space		Total Respondents	
	#	%	#	%
I currently live in Bellevue, WA	74	30%	120	27%
Yes, but not currently	44	18%	71	16%
No	130	52%	246	56%
Total	248	100%	437	100%



3) Have you ever lived in the BelRed area of Bellevue?

18% of respondents interested in accessing shared creative space currently live in the BelRed area of Bellevue.

Have you ever lived in the BelRed area of Bellevue?	Access to shared creative space		Total Respondents	
	#	% of Respondents	#	% Respondents
Yes, I currently live in BelRed	21	18%	36	19%
Yes, but not currently	13	11%	24	13%
No	74	63%	116	61%
Unsure	10	8%	15	8%
Total	118	100%	191	100%

4) Which of the following shared, specialized creative space(s) would you be most interested in accessing?

The top 3 types of shared space for those respondents interested in accessing shared, specialized creative space are: Exhibition or Presentation (e.g., gallery, screenings, installations); General-use Studio non-industrial (e.g., drawing, photography, beading); and Teaching or Workshops (general-use).

Shared, Specialized Creative Space Type	Access to shared creative space		
	#	% of Responses	% of Respondents
Exhibition or Presentation (e.g., gallery, screenings, installations)	79	12%	32%
General-use Studio non-industrial (e.g., drawing, photography, beading)	70	11%	28%
Teaching or Workshops (general use)	69	11%	28%
Rehearsal (dance, theater, music)	57	9%	23%
Light Industrial (e.g., silversmithing, woodworking, clay/ceramics, dyeing)	49	8%	20%
Audio (recording, mixing, editing, broadcasting)	40	6%	16%
Retail or Market space	39	6%	16%
Co-working (e.g., desktop art, design, literary, office)	36	6%	15%
Performance (informal, flexible backbox)	35	5%	14%
Event space (outdoor)	31	5%	13%
Storage (greater than 100 square feet)	31	5%	13%
Performance (formal, proscenium)	28	4%	11%
Digital fabrication (e.g., 3D printing, laser cutting)	22	3%	9%
Textiles (e.g., dyeing, sewing, fabrication)	21	3%	8%
Heavy Industrial (e.g., glass, forging, spray paint/powder coating)	17	3%	7%
Culinary (e.g., commercial kitchen, urban garden)	13	2%	5%
Healing Arts (treatment rooms, flex-studio)	9	1%	4%
Other, please specify	3	0%	1%
Total Respondents	248		
Total Responses	649		

**Respondents may have selected multiple options*

5) You expressed interest in private studio space (1-year lease minimum) AND shared, specialized creative space(s). Which scenario would you most prefer?



68% of respondents interested in shared creative space prefer both renting private studio space and paying to access shared, creative space.

Which scenario would you most prefer?	Access to shared creative space	
	#	%
Private studio ONLY	33	26%
Shared, creative space ONLY	7	6%
Private studio space AND shared creative space	86	68%
Total	126	100%

V. ALL RESPONDENTS COMMUNICATIONS

A. ONGOING COMMUNICATION

Would you be interested in:	#	% Respondents
Receiving updates on this project	260	59%
Volunteering for this project	104	24%
Being added to Artspace's email list	194	44%
Having my website or handle promoted in a public findings report related to this study	95	22%
Being contacted about new creative space opportunities in the BelRed Arts District	212	49%
Total	437	

B. SURVEY ENGAGEMENT METHOD

1) How did you learn about this survey?

51% of respondents learned about this survey from social media (e.g., Facebook, Instagram, Twitter, LinkedIn, etc.)

How did you learn about this survey?	#	%
Social media	234	51%
Email I received	105	23%
Friend/Colleague	76	17%
Other, please specify	16	3%
Website I visited	9	2%
In-person meeting/event	6	1%
Poster or flyer	6	1%
Virtual meeting/event	5	1%
News media (e.g., TV, radio, news article, etc.)	1	0%
Total	458	100%

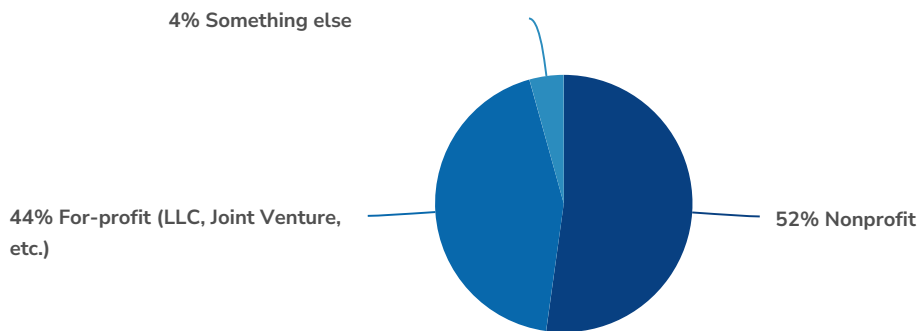
**Respondents may have selected multiple options*



artspace

**ORGANIZATION AND CREATIVE BUSINESS
FOCUS GROUP QUESTIONNAIRE**

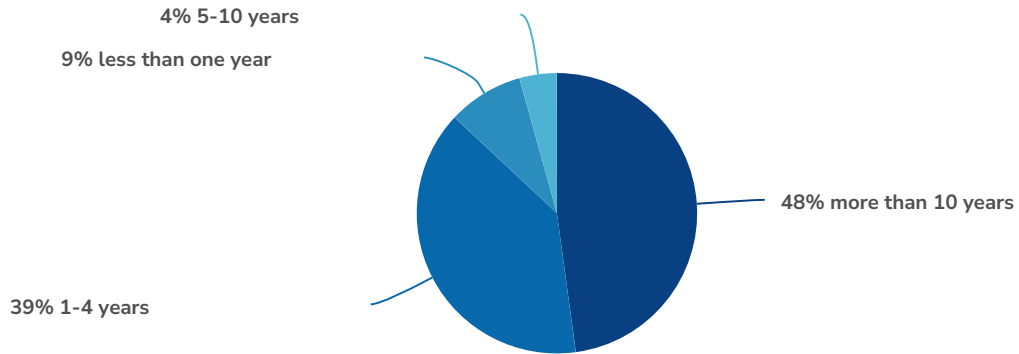
1. What is the structure of your organization/business?



Value	Percent	Responses
Nonprofit	52.2%	12
For-profit (LLC, Joint Venture, etc.)	43.5%	10
Something else	4.3%	1

Totals: 23

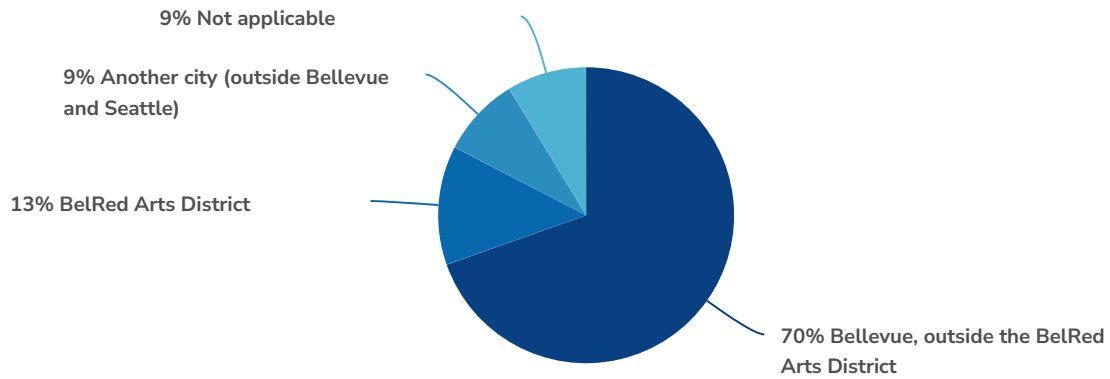
2. How many years has your organization/business been operating?



Value		Percent	Responses
more than 10 years		47.8%	11
1-4 years		39.1%	9
less than one year		8.7%	2
5-10 years		4.3%	1

Totals: 23

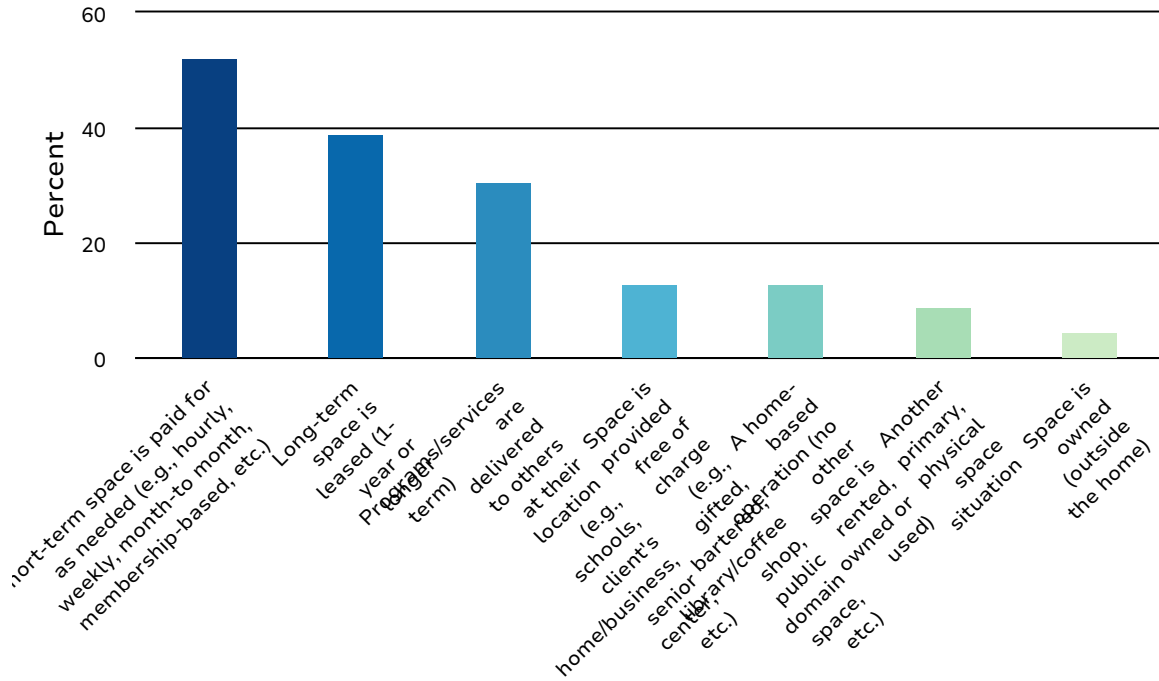
3. Where is your organization/business based?(primary physical or office location, not your program service areas)



Value	Percent	Responses
Bellevue, outside the BelRed Arts District	69.6%	16
BelRed Arts District	13.0%	3
Another city (outside Bellevue and Seattle)	8.7%	2
Not applicable	8.7%	2

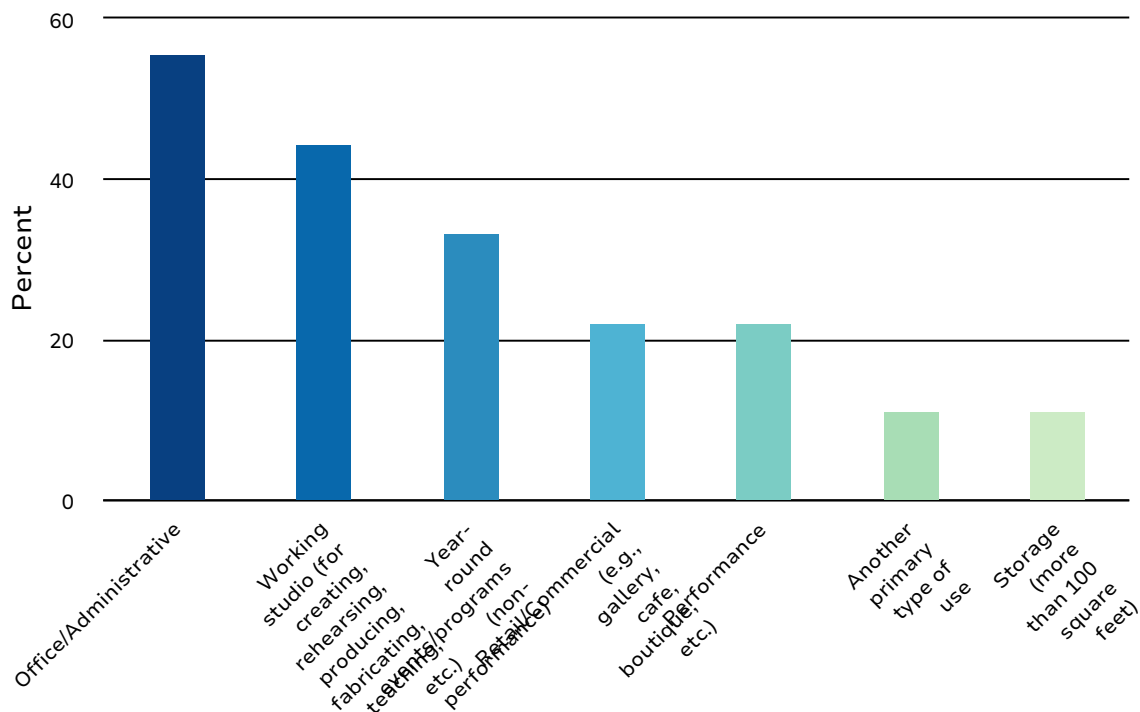
Totals: 23

4. Which of the following current space situation(s) apply to your organization/business?



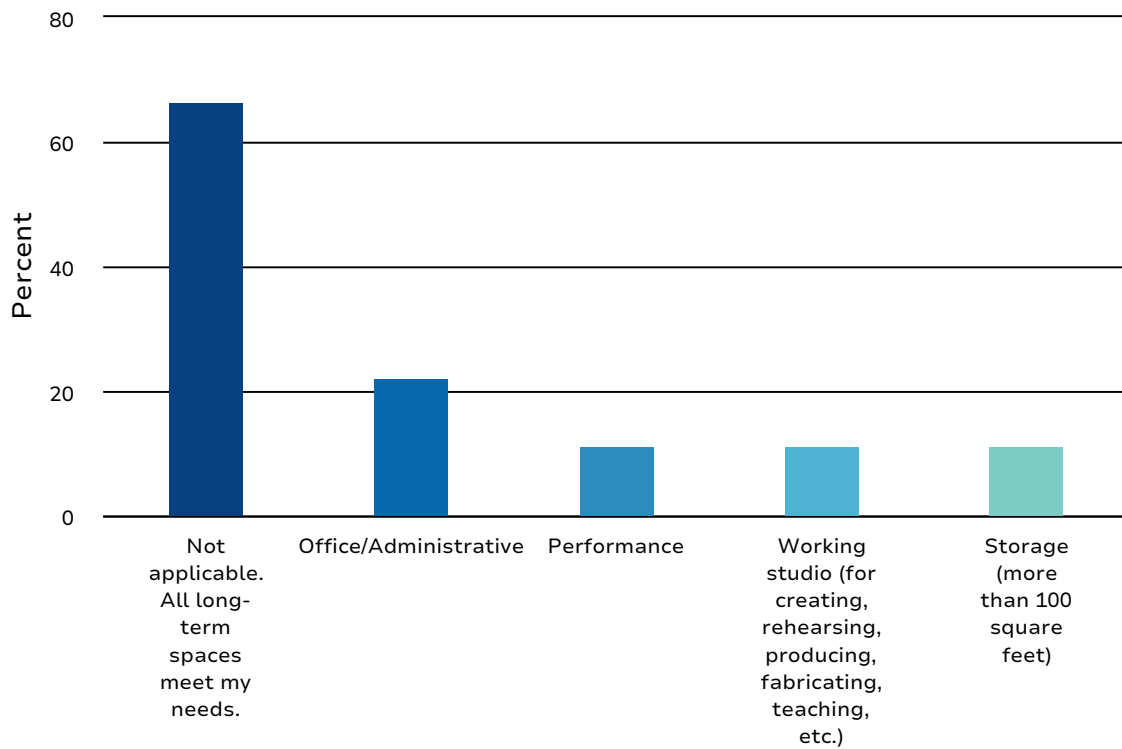
Value	Percent	Responses
Short-term space is paid for as needed (e.g., hourly, weekly, month-to month, membership-based, etc.)	52.2%	12
Long-term space is leased (1-year or longer term)	39.1%	9
Programs/services are delivered to others at their location (e.g., schools, client's home/business, senior center, etc.)	30.4%	7
Space is provided free of charge (e.g., gifted, bartered, library/coffee shop, public domain space, etc.)	13.0%	3
A home-based operation (no other space is rented, owned or used)	13.0%	3
Another primary, physical space situation	8.7%	2
Space is owned (outside the home)	4.3%	1

5. How do you use the space(s) you lease long-term or own? (select all that apply)



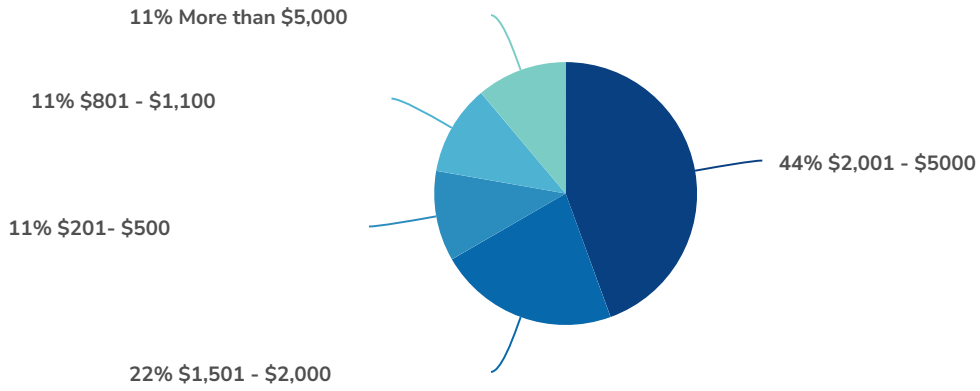
Value	Percent	Responses
Office/Administrative	55.6%	5
Working studio (for creating, rehearsing, producing, fabricating, teaching, etc.)	44.4%	4
Year-round events/programs (non-performance)	33.3%	3
Retail/Commercial (e.g., gallery, cafe, boutique, etc.)	22.2%	2
Performance	22.2%	2
Another primary type of use	11.1%	1
Storage (more than 100 square feet)	11.1%	1

6. Which of your long-term spaces DO NOT meet your needs?



Value	Percent	Responses
Not applicable. All long-term spaces meet my needs.	66.7%	6
Office/Administrative	22.2%	2
Performance	11.1%	1
Working studio (for creating, rehearsing, producing, fabricating, teaching, etc.)	11.1%	1
Storage (more than 100 square feet)	11.1%	1

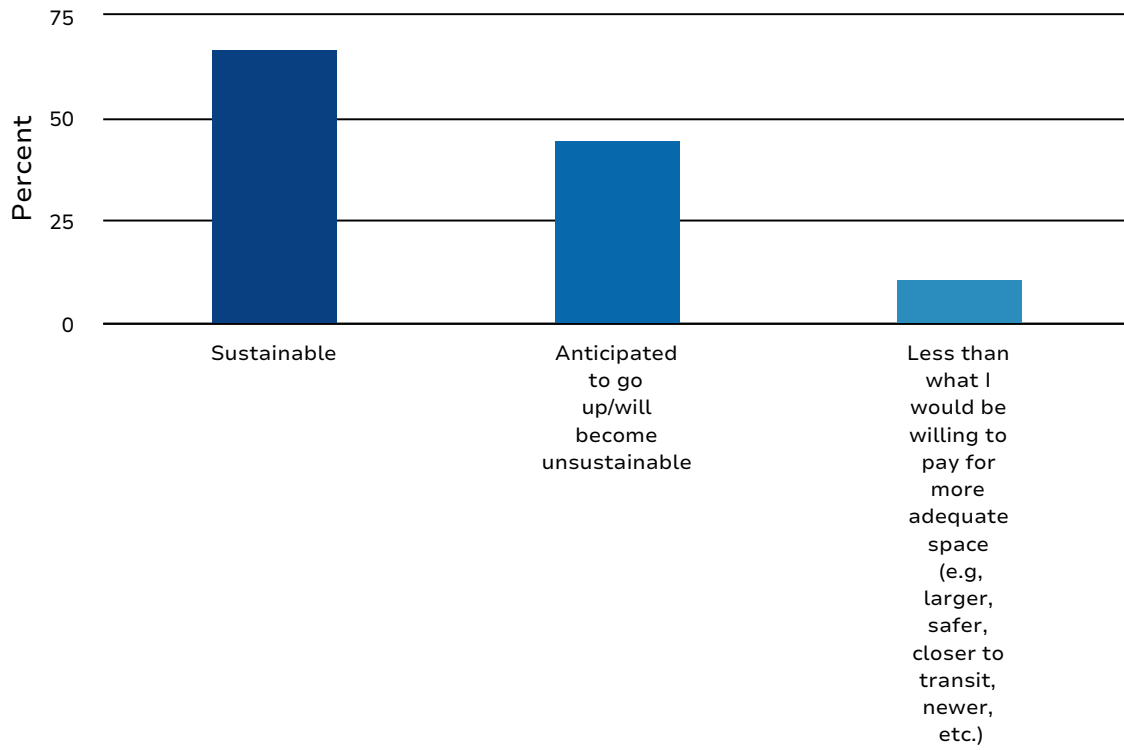
7. What do you currently pay on a monthly basis for all the long-term space you lease or own?



Value	Percent	Responses
\$2,001 - \$5000	44.4%	4
\$1,501 - \$2,000	22.2%	2
\$201- \$500	11.1%	1
\$801 - \$1,100	11.1%	1
More than \$5,000	11.1%	1

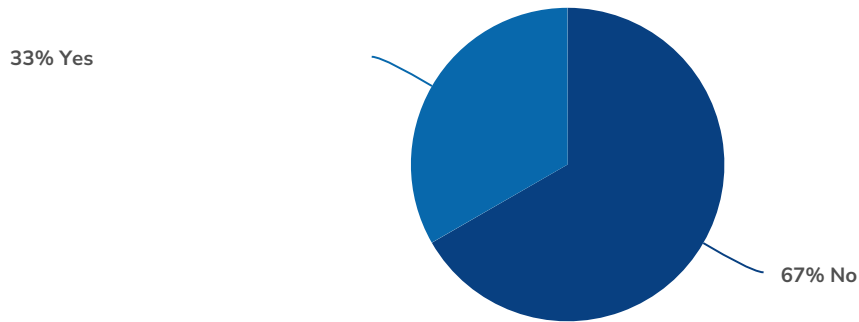
Totals: 9

8. The total cost of my long-term space is....



Value	Percent	Responses
Sustainable	66.7%	6
Anticipated to go up/will become unsustainable	44.4%	4
Less than what I would be willing to pay for more adequate space (e.g, larger, safer, closer to transit, newer, etc.)	11.1%	1

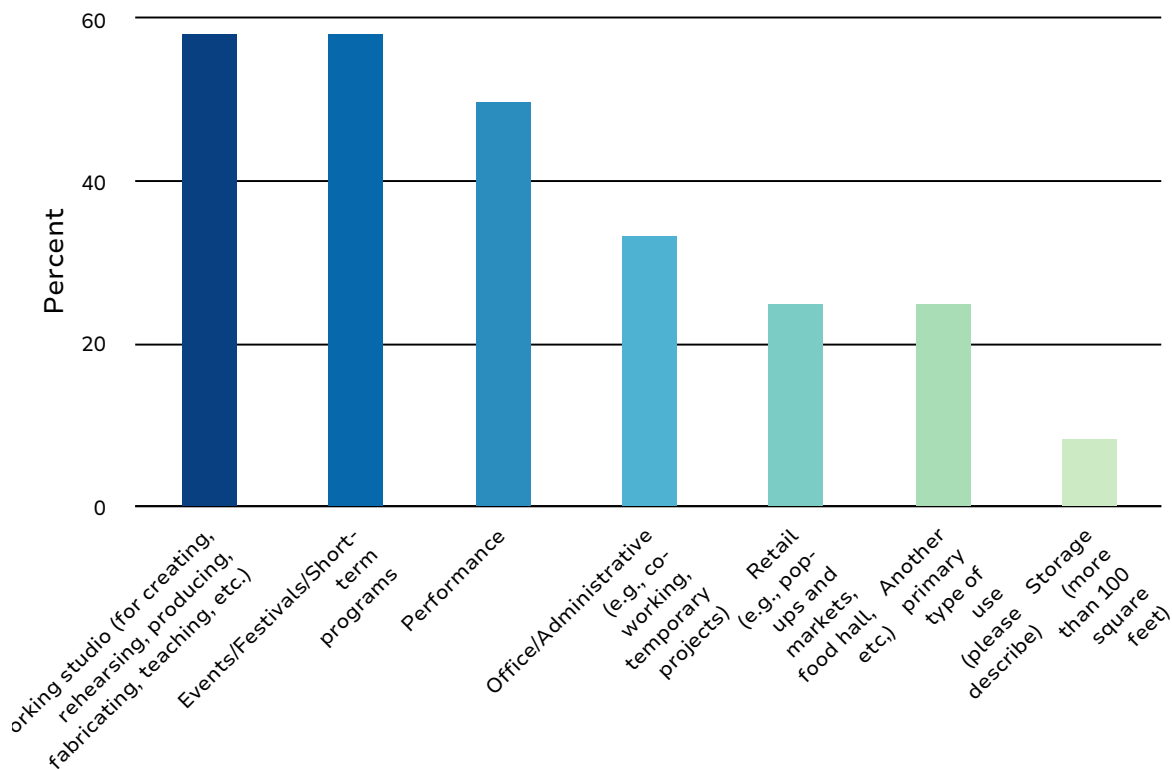
9. Do you share/sub-lease any of your long-term space with/to another organization or business?



Value		Percent	Responses
No		66.7%	6
Yes		33.3%	3

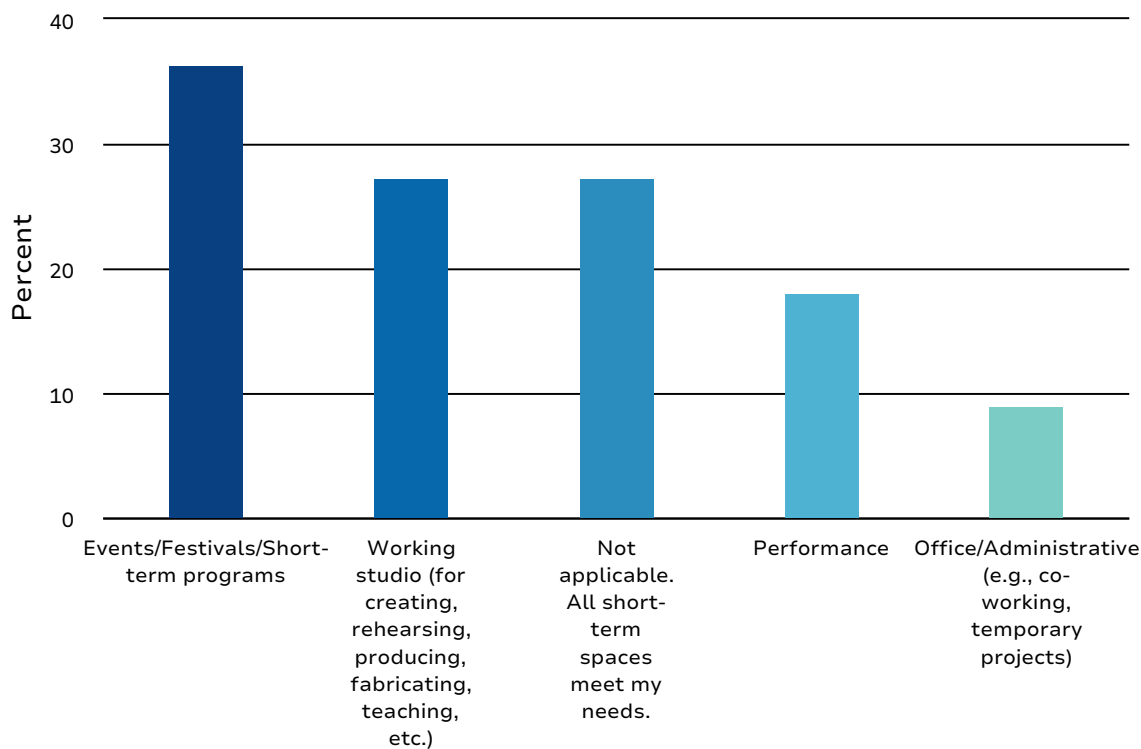
Totals: 9

10. How do you use the space(s) you lease/pay for on a short-term basis? (select all that apply)



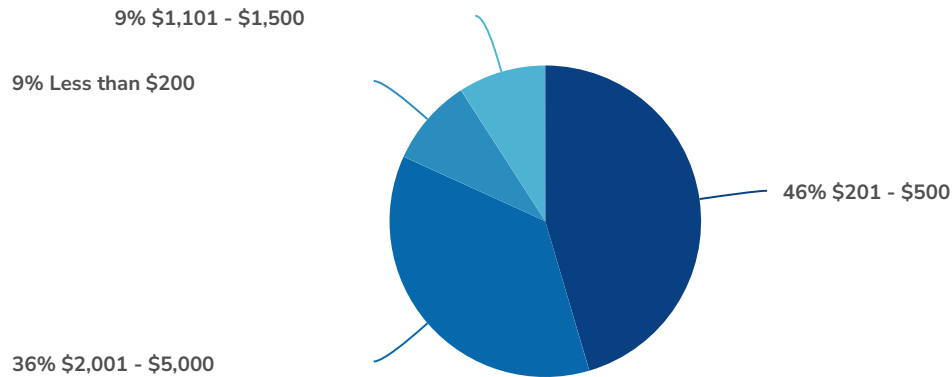
Value	Percent	Responses
Working studio (for creating, rehearsing, producing, fabricating, teaching, etc.)	58.3%	7
Events/Festivals/Short-term programs	58.3%	7
Performance	50.0%	6
Office/Administrative (e.g., co-working, temporary projects)	33.3%	4
Retail (e.g., pop-ups and markets, food hall, etc.)	25.0%	3
Another primary type of use (please describe)	25.0%	3
Storage (more than 100 square feet)	8.3%	1

11. Which of your short-term spaces DO NOT meet your needs?



Value	Percent	Responses
Events/Festivals/Short-term programs	36.4%	4
Working studio (for creating, rehearsing, producing, fabricating, teaching, etc.)	27.3%	3
Not applicable. All short-term spaces meet my needs.	27.3%	3
Performance	18.2%	2
Office/Administrative (e.g., co-working, temporary projects)	9.1%	1

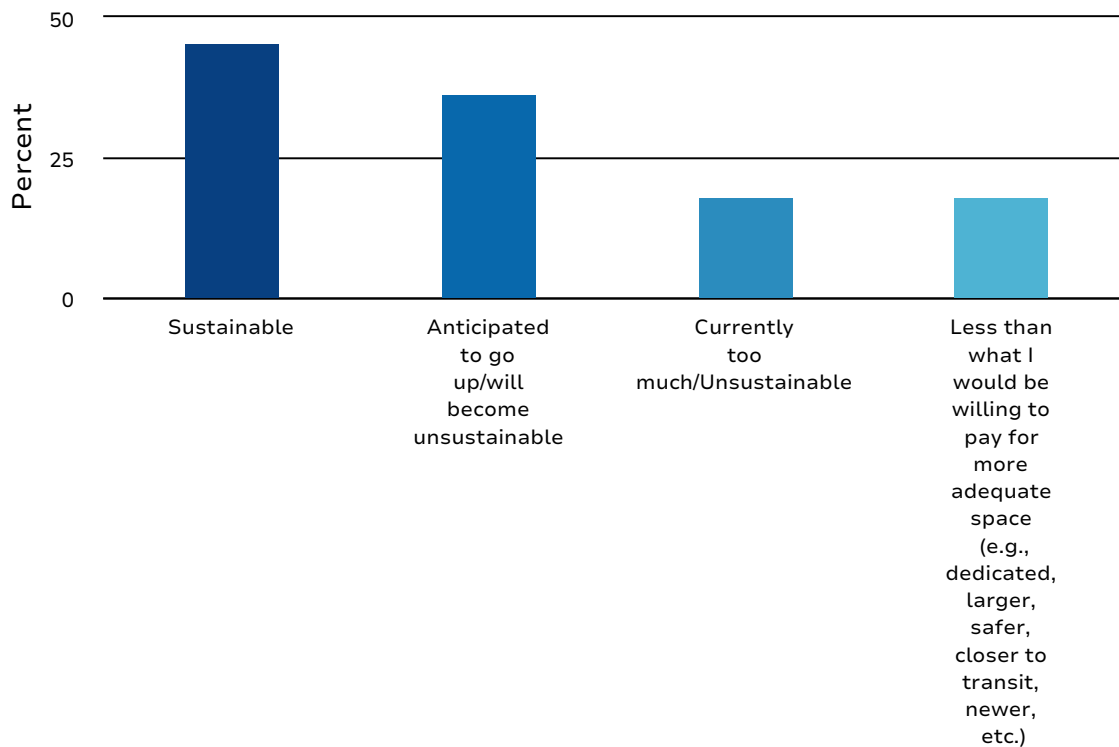
12. What do you currently pay monthly on average for all the short-term space you lease? (NOT including utilities)



Value	Percent	Responses
\$201 - \$500	45.5%	5
\$2,001 - \$5,000	36.4%	4
Less than \$200	9.1%	1
\$1,101 - \$1,500	9.1%	1

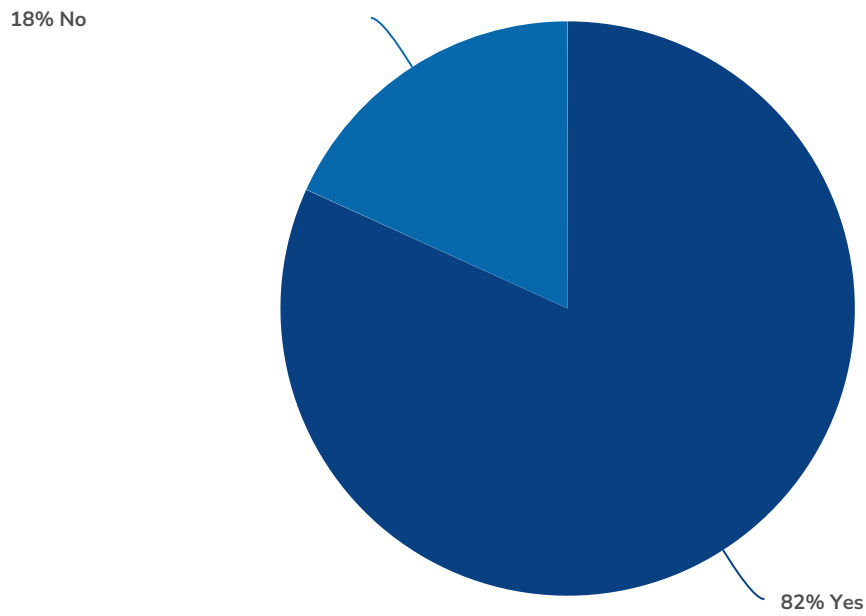
Totals: 11

13. The total cost of all my short-term space is....



Value	Percent	Responses
Sustainable	45.5%	5
Anticipated to go up/will become unsustainable	36.4%	4
Currently too much/Unsustainable	18.2%	2
Less than what I would be willing to pay for more adequate space (e.g., dedicated, larger, safer, closer to transit, newer, etc.)	18.2%	2

14. Do you (for the most part) primarily use the same short-term spaces for your business/organization?



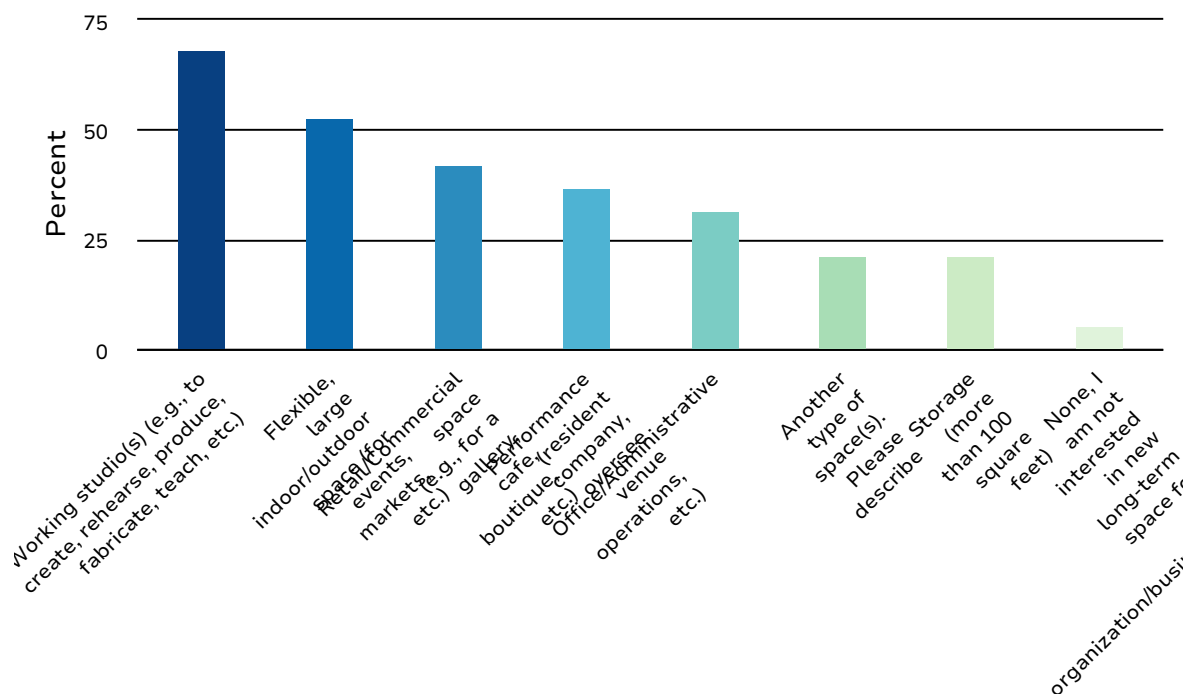
Value		Percent	Responses
Yes		81.8%	9
No		18.2%	2

Totals: 11

15. Would you describe the unpaid spaces you use as....?(select yes or no for each)

	Yes	No	Total Checks
Reliable			
Checks	3	0	3
Row Check %	100.0%	0.0%	
Meets my current need			
Checks	2	1	3
Row Check %	66.7%	33.3%	
Restrictive (limits my programs/growth)			
Checks	2	1	3
Row Check %	66.7%	33.3%	
Temporary/Interim arrangement			
Checks	3	0	3
Row Check %	100.0%	0.0%	
Long-term opportunity			
Checks	2	1	3
Row Check %	66.7%	33.3%	
Convenient			
Checks	1	2	3
Row Check %	33.3%	66.7%	
Total Checks			
Checks	13	5	18
% of Total Checks	72.2%	27.8%	100.0%

16. Which of the following types of space(s) would your organization/business lease on an ongoing basis (1-year or longer) if affordable, in the BelRed Arts District?

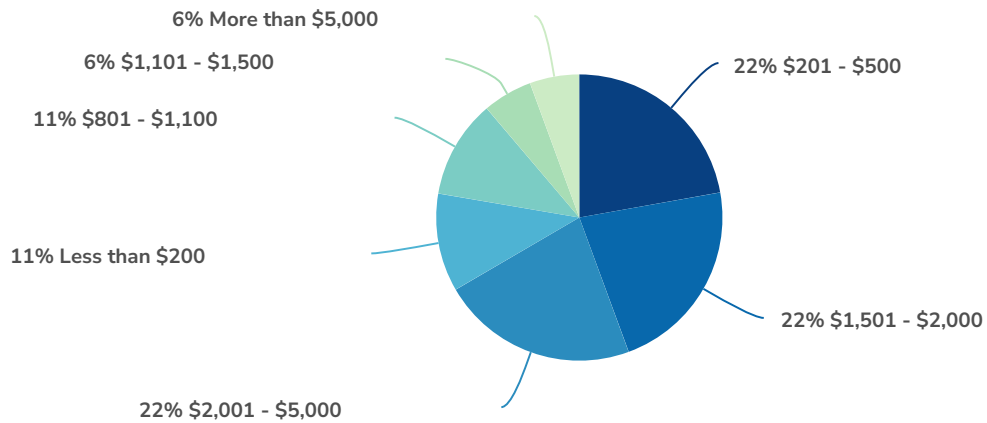


Value	Percent	Responses
Working studio(s) (e.g., to create, rehearse, produce, fabricate, teach, etc.)	68.4%	13
Flexible, large indoor/outdoor space (for events, markets, etc.)	52.6%	10
Retail/Commercial space (e.g., for a gallery, cafe, boutique, etc.)	42.1%	8
Performance (resident company, oversee venue operations, etc.)	36.8%	7
Office/Administrative	31.6%	6
Another type of space(s). Please describe	21.1%	4
Storage (more than 100 square feet)	21.1%	4
None, I am not interested in new long-term space for my organization/business in the BelRed Arts District	5.3%	1

17. Roughly, how many square feet total, do you require for the space you would lease long-term? (for example, a 10' x 10' space is 100 sq. feet) (if you need performance space, share the minimum number of seats required)

ResponseID	Response
22	Not applicable
23	1500
24	400 seats
25	If we have a studio for class, rehearsal, and performance - 2500-4000+ square feet.
26	2,200 sq. feet
27	1000 SQ FT
28	1500
29	20x20
32	1000
35	1,700 up to 4,000
36	1000
37	Large retail space with 8 us 10x10 teachers rooms.
38	3,000-5,000 sqft would be ideal
39	100 seats for meeting
41	1500 sq ft with at least 20 ft ceilings
42	~200
44	100-200 seat minimum
45	700 seats, studio 1200 sq ft, storage 100 sq ft

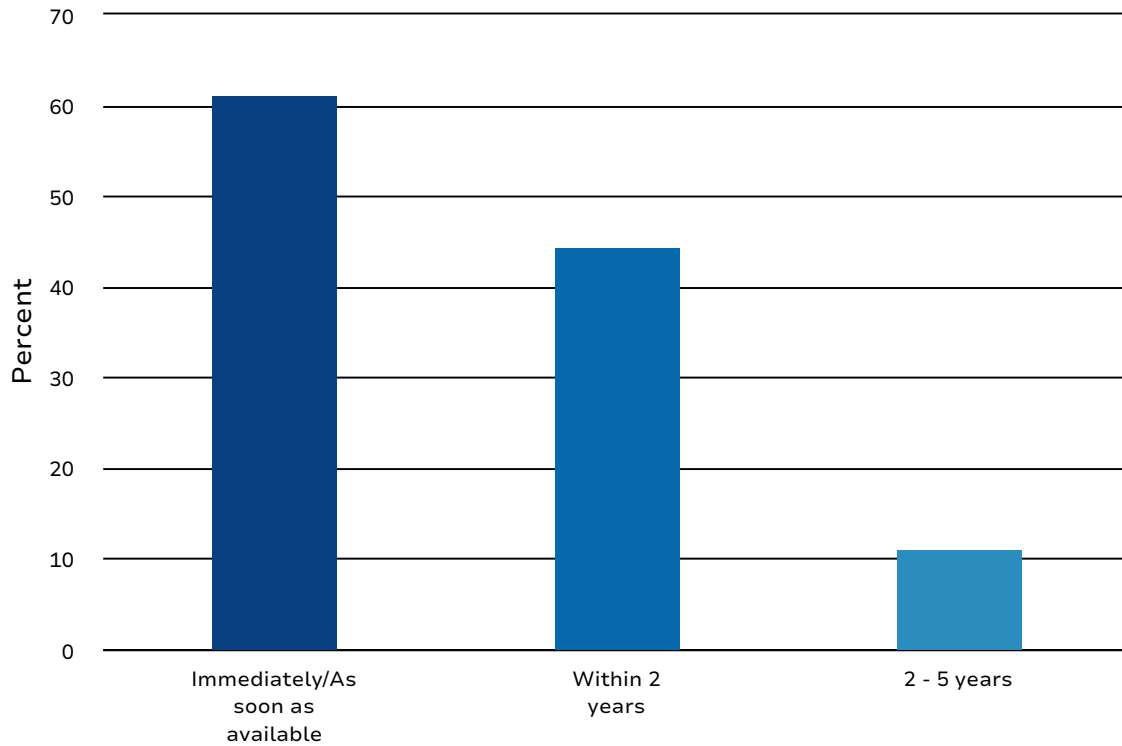
18. How much could you pay monthly, on average, for all the long-term space you would lease?



Value	Percent	Responses
\$201 - \$500	22.2%	4
\$1,501 - \$2,000	22.2%	4
\$2,001 - \$5,000	22.2%	4
Less than \$200	11.1%	2
\$801 - \$1,100	11.1%	2
\$1,101 - \$1,500	5.6%	1
More than \$5,000	5.6%	1

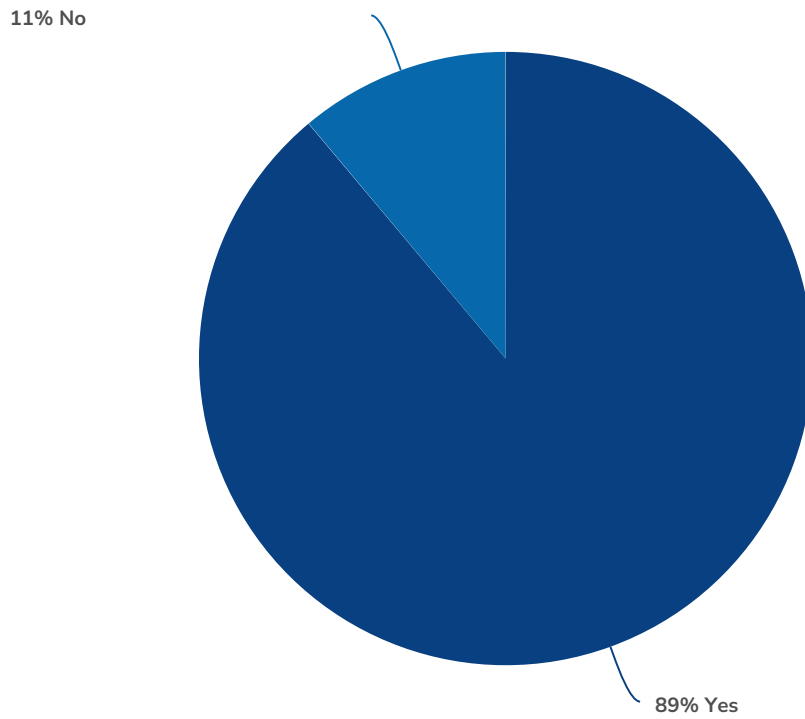
Totals: 18

19. When is the earliest your organization/business would consider leasing new long-term space?



Value		Percent	Responses
Immediately/As soon as available		61.1%	11
Within 2 years		44.4%	8
2 - 5 years		11.1%	2

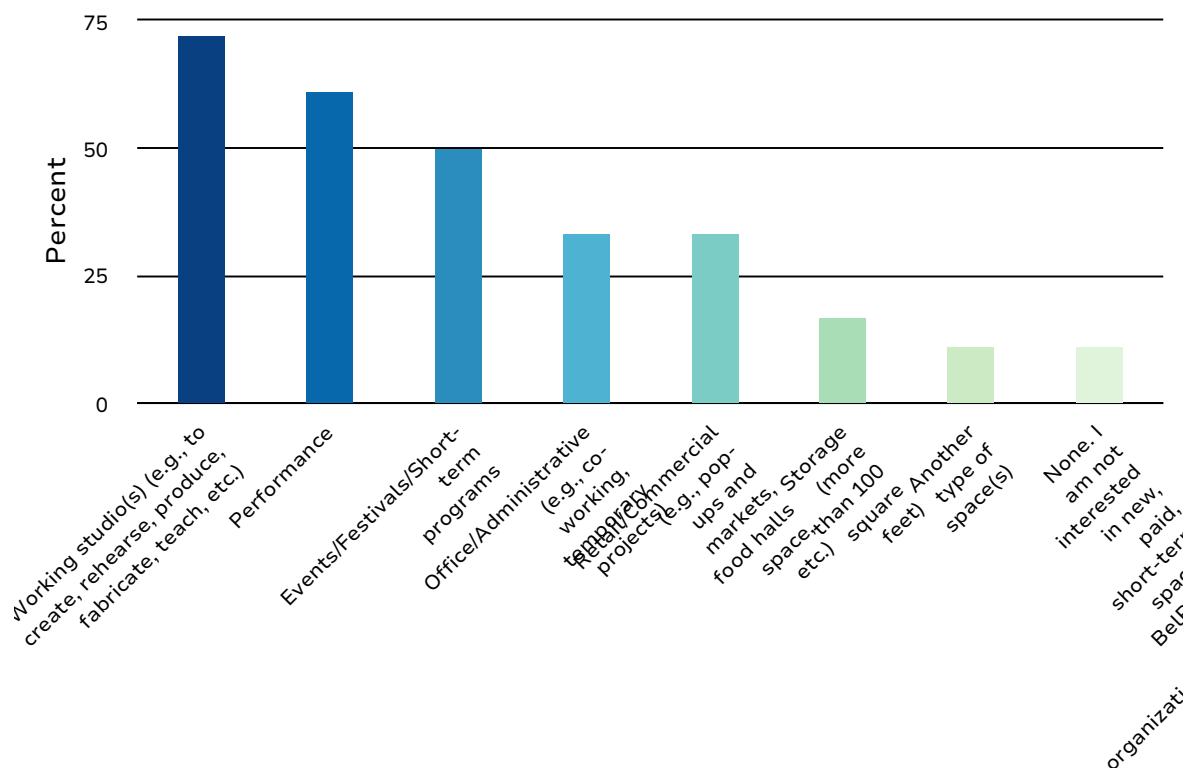
20. Would you consider sharing (or sub-leasing) space with another organization/business?



Value		Percent	Responses
Yes		88.9%	16
No		11.1%	2

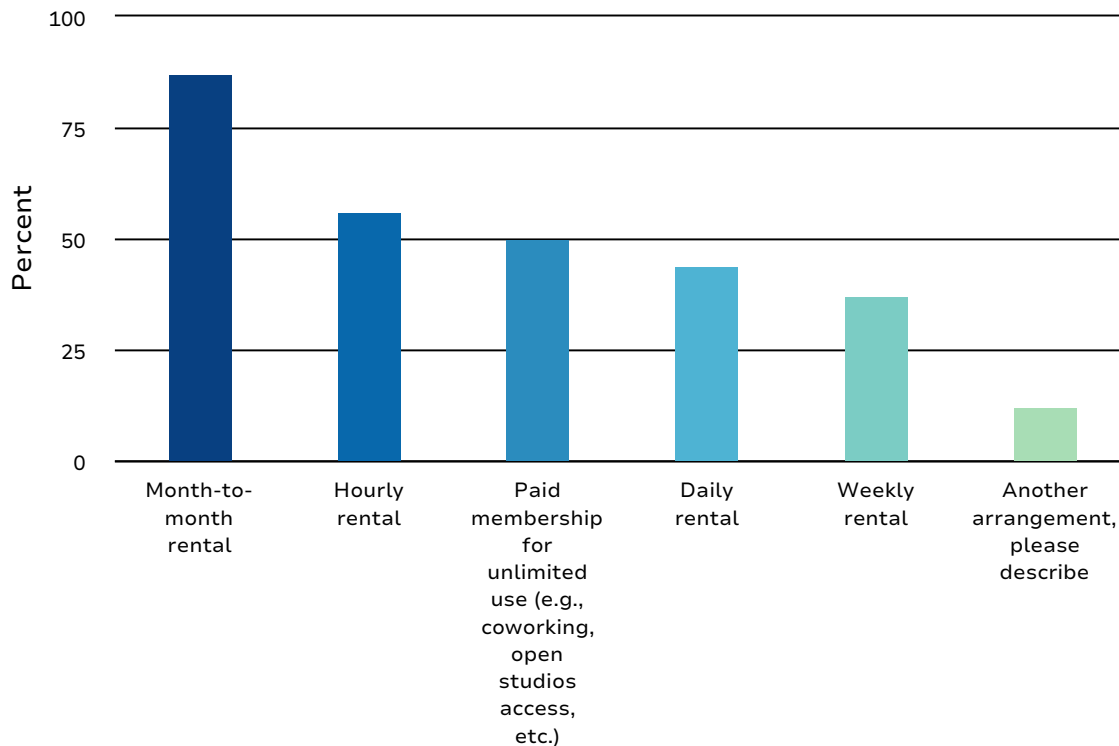
Totals: 18

21. Which of the following types of spaces would your organization/business pay to access on a short-term or occasional basis if affordable, in the BelRed Arts District? (access could be hourly, weekly, monthly, unlimited membership, etc.)



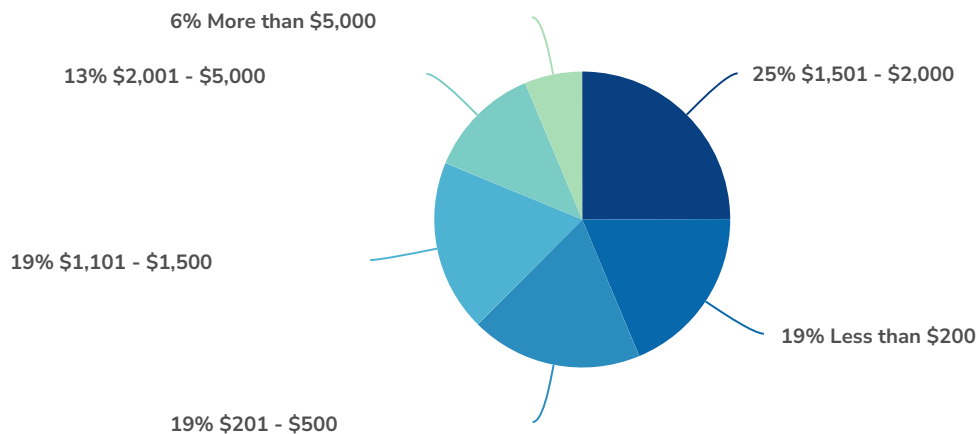
Value	Percent	Responses
Working studio(s) (e.g., to create, rehearse, produce, fabricate, teach, etc.)	72.2%	13
Performance	61.1%	11
Events/Festivals/Short-term programs	50.0%	9
Office/Administrative (e.g., co-working, temporary projects)	33.3%	6
Retail/Commercial (e.g., pop-ups and markets, food halls space, etc.)	33.3%	6
Storage (more than 100 square feet)	16.7%	3
Another type of space(s)	11.1%	2
None. I am not interested in new, paid, short-term space in BelRed for my organization/business	11.1%	2

22. What arrangement(s) would you consider for paid short-term space access? (select all that apply)



Value	Percent	Responses
Month-to-month rental	87.5%	14
Hourly rental	56.3%	9
Paid membership for unlimited use (e.g., coworking, open studios access, etc.)	50.0%	8
Daily rental	43.8%	7
Weekly rental	37.5%	6
Another arrangement, please describe	12.5%	2

23. How much could you pay monthly, on average, for all the short-term space you would lease?



Value	Percent	Responses
\$1,501 - \$2,000	25.0%	4
Less than \$200	18.8%	3
\$201 - \$500	18.8%	3
\$1,101 - \$1,500	18.8%	3
\$2,001 - \$5,000	12.5%	2
More than \$5,000	6.3%	1

Totals: 16