



Superintendent Update

Bellevue City Council Meeting
January 14, 2025



**BEST
HIGH SCHOOLS**

U.S. News & World Report ranks
Bellevue School District's six high
schools among the top 30 best
high schools in Washington state!



Congratulations!



Bellevue is a HUB for Global Language Learning

- Arabic (Fall 2023) at Ardmore
- Hindi (Fall 2024) at Ardmore
- Korean (Fall 2024) at Newport Heights
- Mandarin (First Graduating Class in 2025)
- Spanish (All International Spanish Academy Designated)
- Japanese (Fall 2025) at Bennett



Innovation in Career & Technical Education (CTE)



- Maritime Welding at Interlake (Fall 2024)
- Construction and Horticulture at Interlake
- Cisco Cyber-Security at Newport
- Nursing at Sammamish
- Theater, Theater Tech & Costume Design at Sammamish
- Culinary

Innovation in Environmental Sustainability

Puesta del Sol
Elementary First Net
Zero School Building
in Washington State



Innovation in Rocketry & Robotics



Innovation in Online Learning

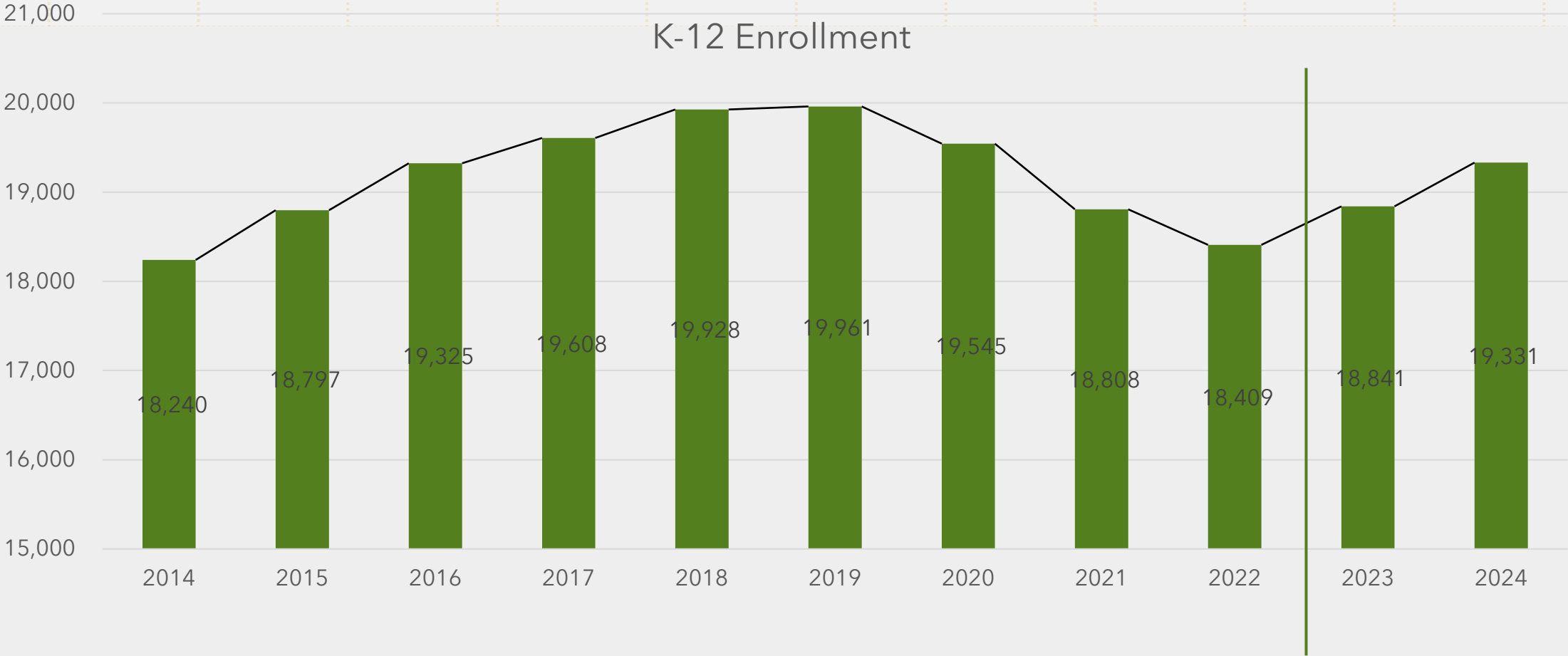
State-wide Enrollment
Global Language Offerings
Synchronous K-5 Learning
Flexible Schedules for Secondary
Partner Partnership Program (Fall 2025)



**BELLEVUE DIGITAL
DISCOVERY**

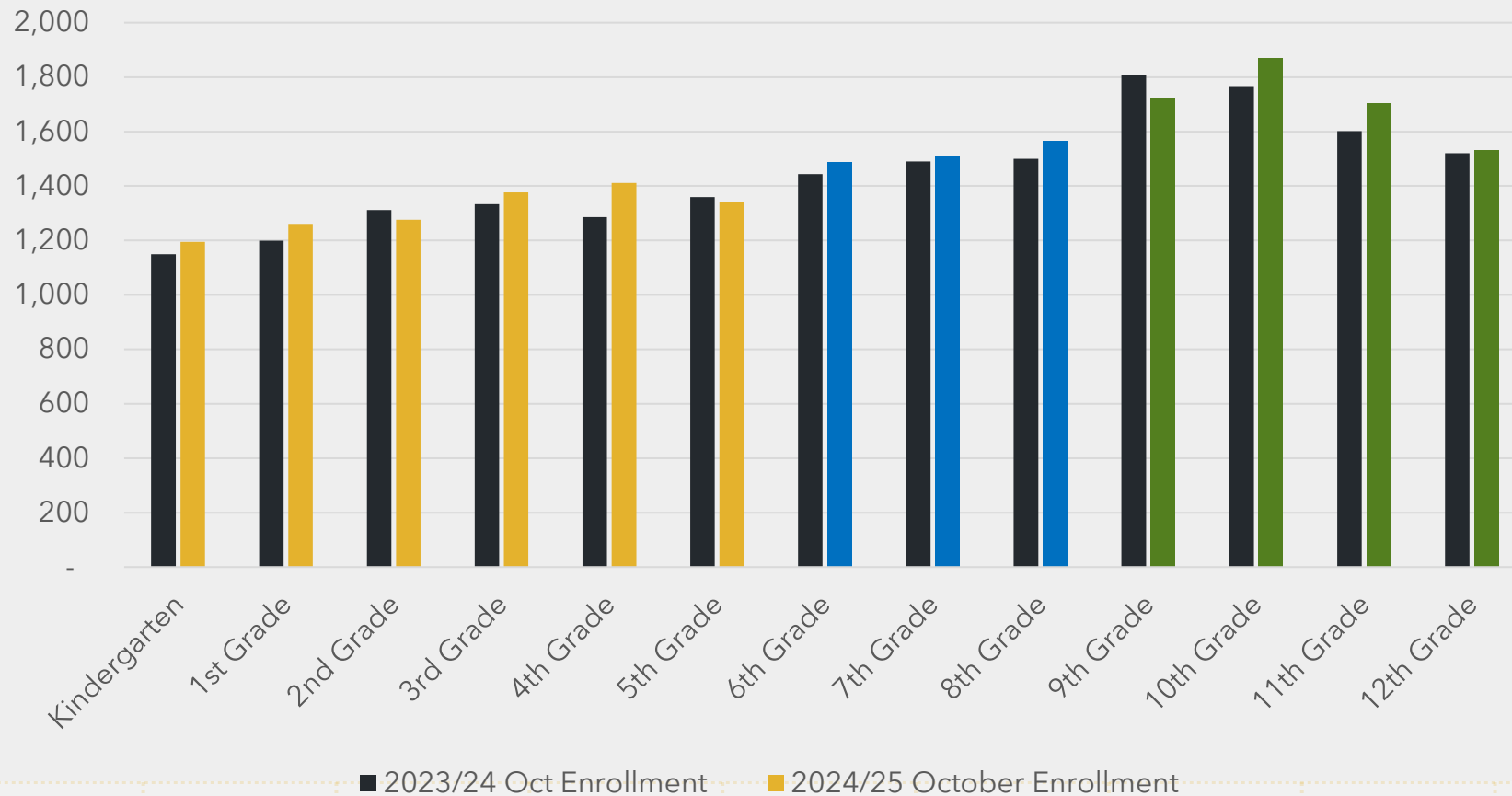
October 2024 Enrollment

BSD enrollment grew for the second year in a row despite enrollment declines experienced by other districts throughout King County. There are 922 more students in our school buildings this year compared to the October 2022.

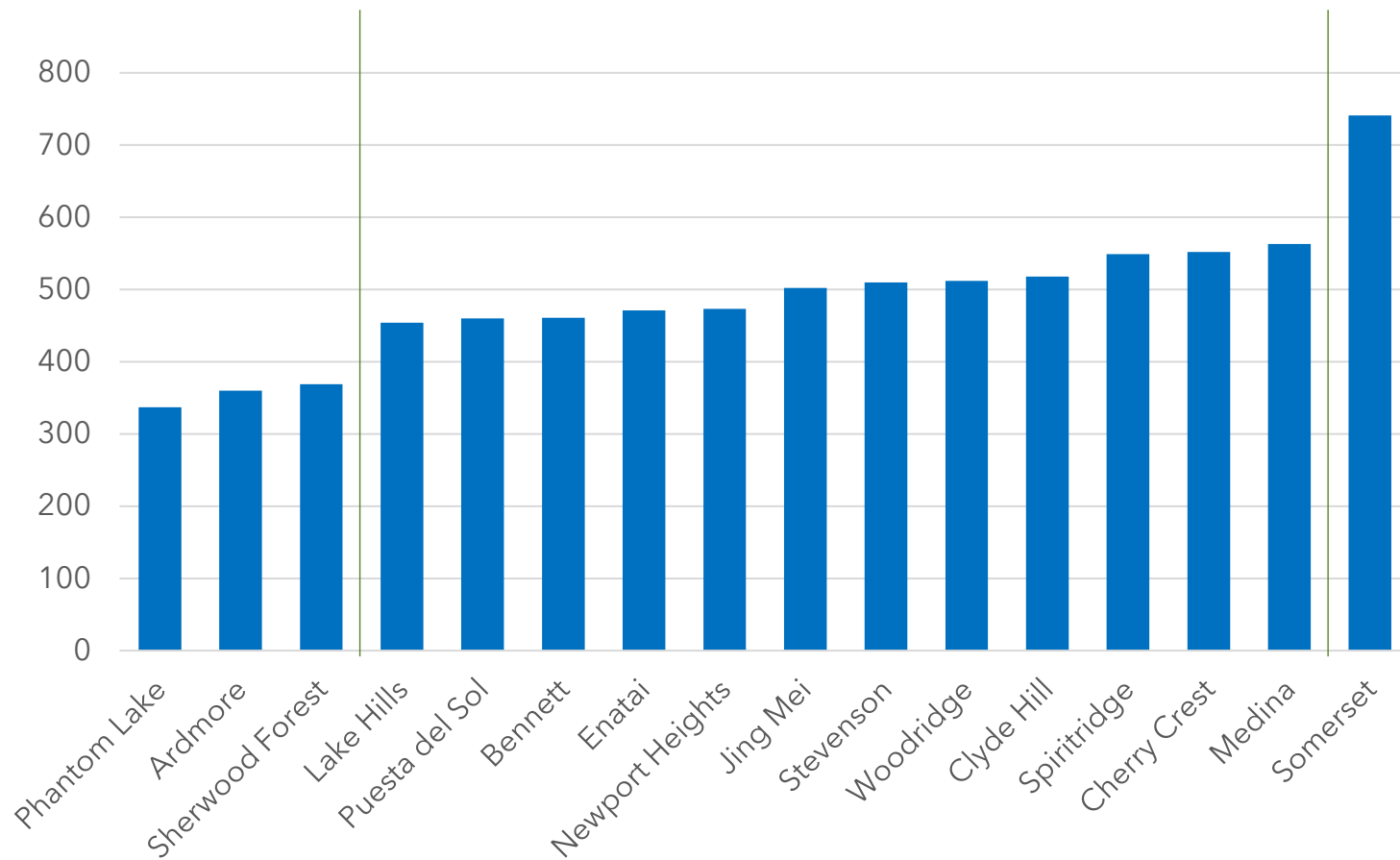


Enrollment by Grade Cohort

The lower grade cohorts are still smaller than the upper grade cohorts. However, the lower grade cohorts are growing when compared to last year's grade level cohorts which are the black bars in the graph. The only grades below high school where the cohort is not larger this year than last were 3rd grade and 5th grade. However, when looking at the cohorts that moved up you can see growth in all grades except 11th and 12th grades. The growth in the lower grade levels will help stabilize district enrollment in the upper grade levels in coming years.



*Note: 11th and 12th grade cohorts do not include full-time running start students.

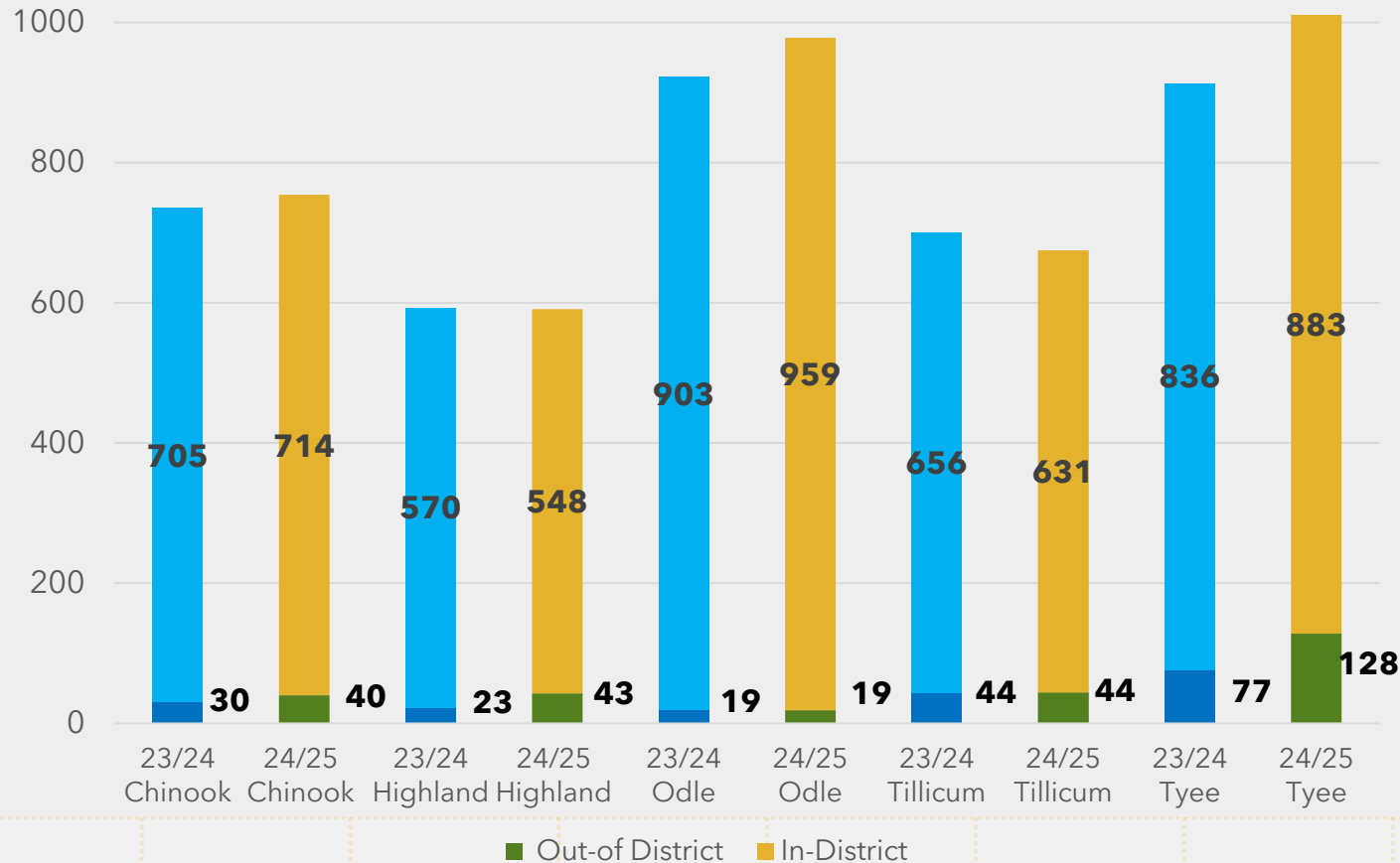


BSD elementary school enrollment has stabilized. Elementary schools added 223 students between fall 2023 and this year fueled by multilingual opportunities and non-resident students. There are only 3 schools with less than 400 students and only one school with more than 600 students. The remaining 12 elementary schools are between 450 and 565 students which leaves room for some additional growth but allows the district to provide a greater level of services to students.

Elementary School Enrollment

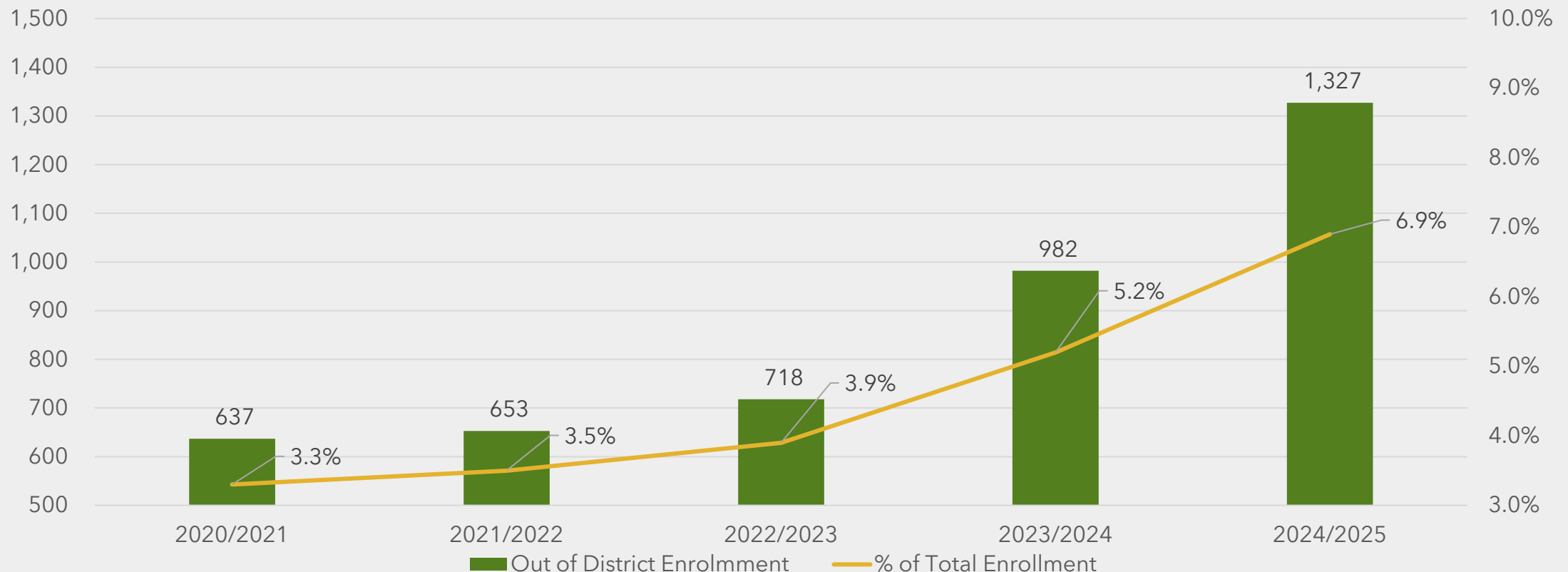
Middle School Enrollment

Greater numbers of out of district students at middle school has stabilized middle school enrollment throughout the district. Highland, Chinook and Tillicum each have 40+ students from other districts while Tyee has 128 out of district students. Tyee enrollment had been dropping with smaller grade cohorts at 6th grade. Out of district students have resulted in relatively equal sized grade cohorts at Tyee which helps to stabilize staffing and scheduling.



Out of District Student Enrollment

Out of district student enrollment has been growing as a percent of total enrollment for the past 5-years with the most significant growth in the last 2 years. Children of district employees have remained relatively flat for the past four years with the growth coming from other out of district enrollment. The largest percent change in out of district enrollment in the past 5-years has been at middle schools with a total growth for that period being 125%. Elementary and high schools have seen growth rates of out of district students in the same period of 71% and 79% respectively. The district's goal with respect to out of district enrollment is to stabilize enrollment at all levels - elementary, middle school, and high school.



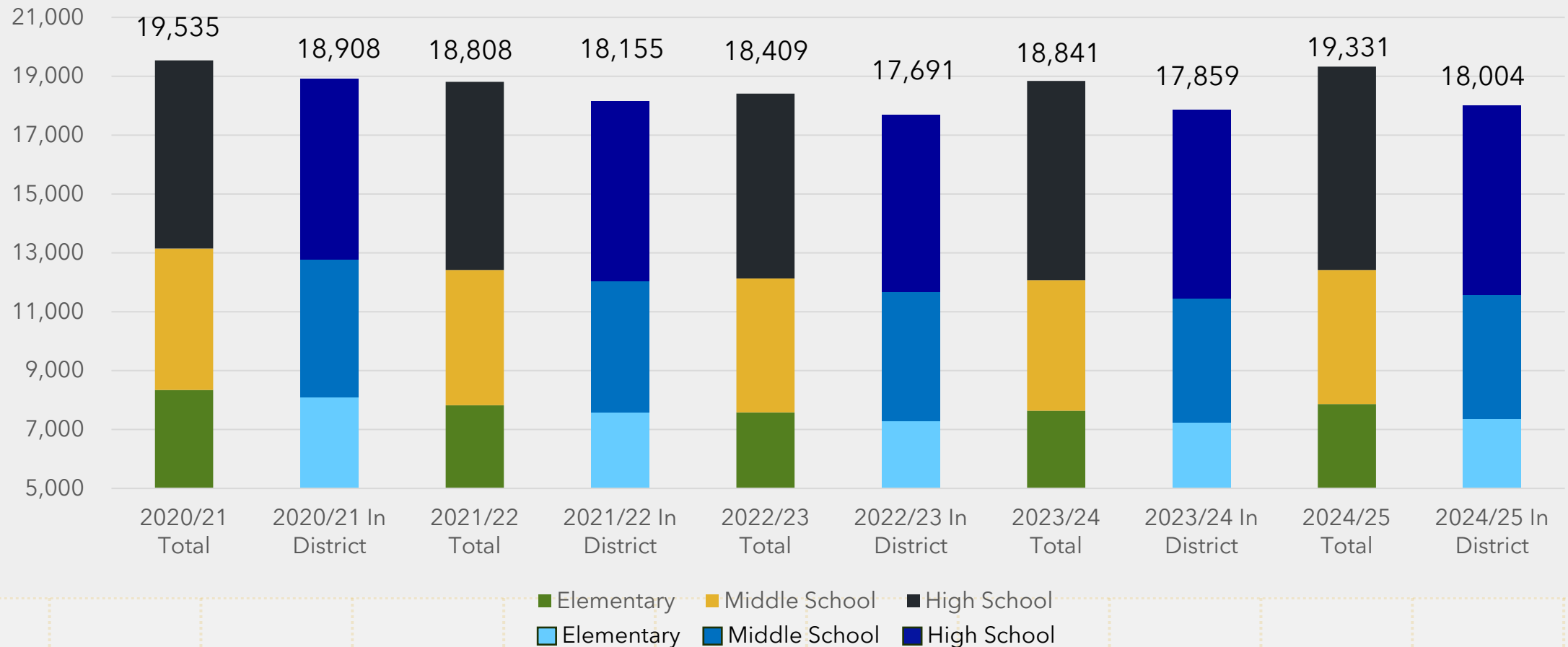


Affordable Housing & Workforce Housing

120 students in Polaris; 10X students in affordable housing

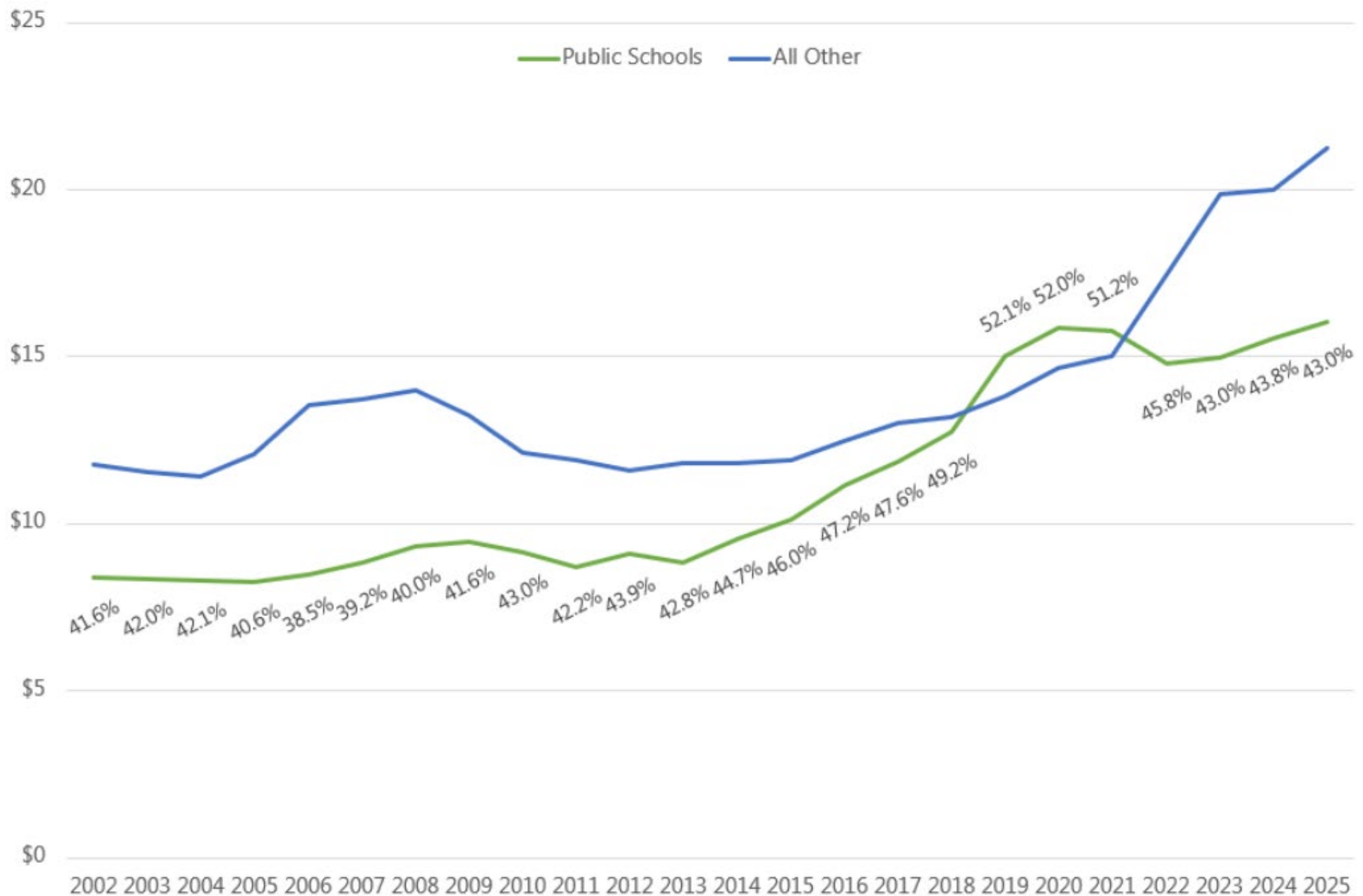
Impact of Out of District Students

Without out of district students, total enrollment would be just above 18,000 students, slightly higher than last year's in district enrollment of 17,859. However, the district would still be experiencing lower enrollment at both elementary and middle schools with 515 fewer students at elementary schools which is equivalent to an entire elementary school and 326 fewer students at middle schools which is about the size of ½ a middle school. Middle school enrollment would have declined from a high of 4,662 in-district students in 2020/2021 to 4,236 in-district students this school year.



Legislative Spending—Funds Subject to Outlook

(Dollars in Billions, Adjusted for Inflation. Percentages Are K-12's Share of NGFO Budget)

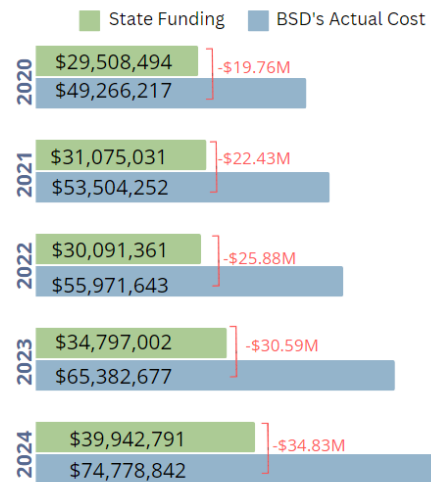




GAPS IN STATE FUNDING



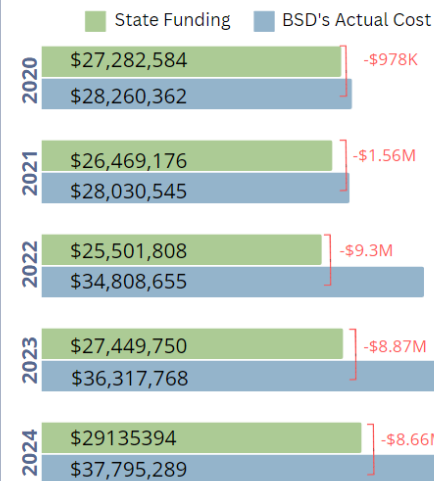
SPECIAL EDUCATION



Since 2020, BSD has been underfunded for Special Education by **\$133.5 Million.**



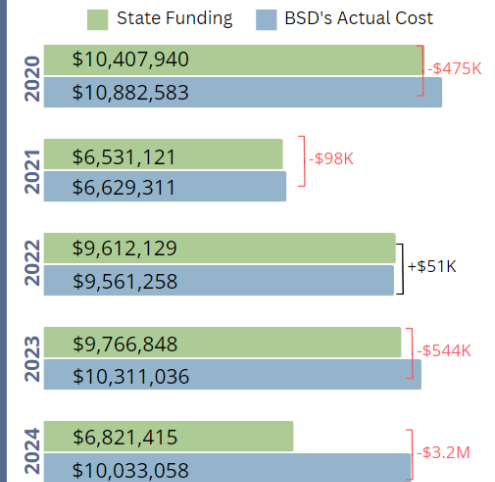
MATERIALS, SUPPLIES & OPERATING COSTS (MSOC)



Since 2020, BSD has been underfunded for MSOC by **\$29.37 Million.**



TRANSPORTATION



Since 2020, BSD has been underfunded for Transportation by **\$4.27 Million.**

SINCE 2020, FUNDING GAPS HAVE COST BSD \$167.14M.

Budget vs Actual

Ending Fund Balance

Description	2018-2019	2019-2020	2020-2021	2021-2022	2022-2023	2023-2024
Budgeted Ending Fund Balance	27,194,101	29,385,760	19,924,064	21,722,254	34,069,701	22,175,385
Actual Ending Fund Balance	39,947,201	36,967,901	29,502,764	30,880,142	17,679,688	8,409,188

Fund Balance

Categories

Description	2018-2019	2019-2020	2020-2021	2021-2022	2022-2023	2023-2024
Nonspendable Fund Balance	3,877,813	3,501,002	3,094,316	3,100,839	3,237,392	8,414,527
Restricted Fund Balance	663,731	767,022	1,096,890	1,203,124	2,142,440	1,723,660
Committed Fund Balance	0	0	71,609	58,638	57,597	45,473
Assigned Fund Balance	13,962,903	11,032,661	6,540,623	5,900,000	2,252,219	1,853,709
Unassigned Fund Balance	21,442,755	21,667,217	18,699,327	20,617,541	9,990,040	-3,628,180

Fiscal Year Highlights

Revenue/Expenditure Variance

-9,270,500

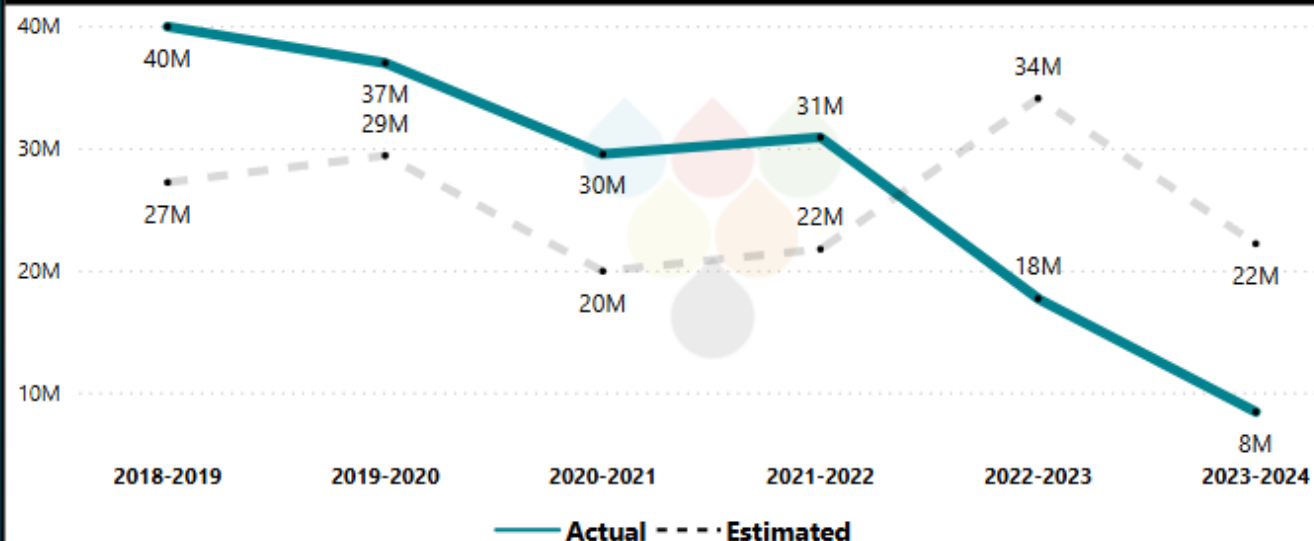
2023-2024

Total Revenues 392,557,543

Total Expenditures 401,828,042

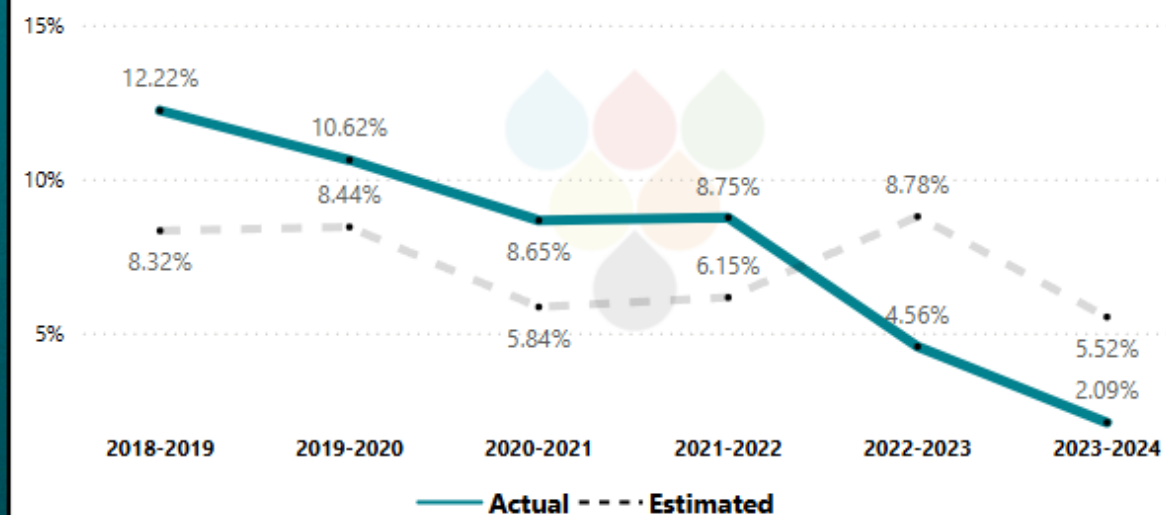
Ending Fund Balance

Actual vs Estimated



Fund Balance

As Percentage of Expenditures



Bellevue Named #1 in Washington State



FOR OUR FUTURE WORLD
Bellevue School District

