

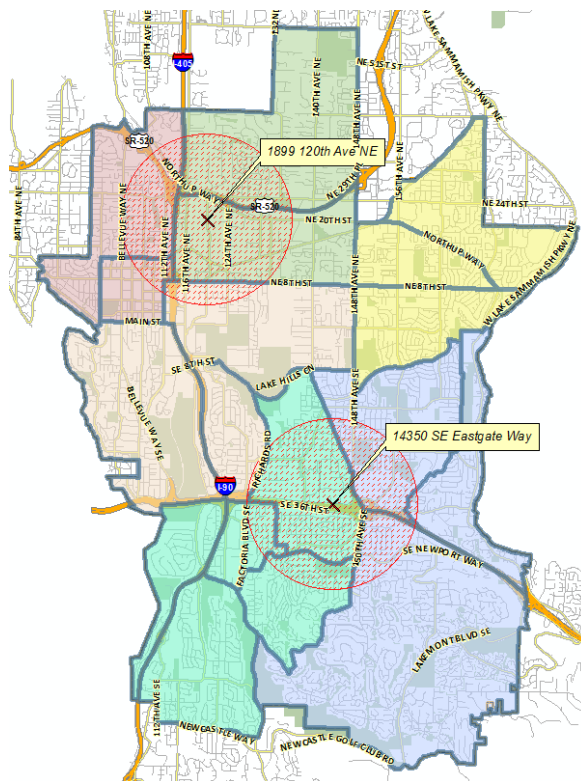


Bellevue Police Department

CRIME STATISTICS ANALYSIS

A winter shelter for single adult men experiencing homelessness has been operating in Bellevue at various locations since 2008. The immediate past location of the shelter opened in November 2013 in BelRed and operated annually from November 1 through April 30. Prior to November 2013 no men’s shelter was in place in this area.

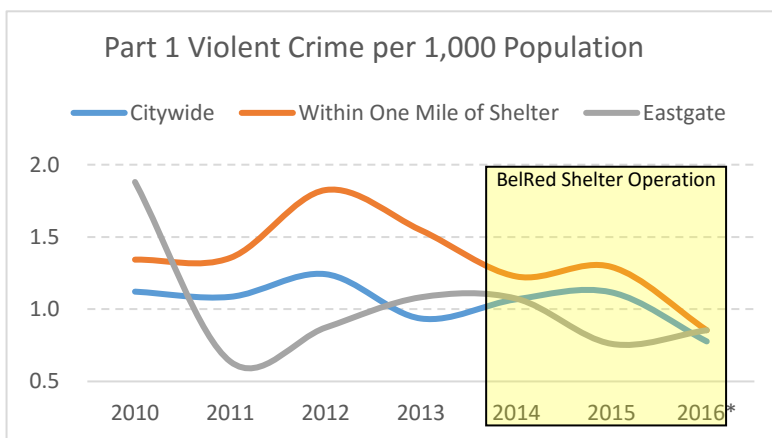
To address the questions of whether a shelter causes an increase in crime, statistics for 17 different types of crime were evaluated within a one-mile radius of the BelRed shelter location, for several years prior to its opening and during years of operation. For comparison, crime rates for the city as a whole and the one-mile area around the proposed shelter site in Eastgate were also studied.



Part 1 Violent Crime

Part 1 violent crimes includes homicide, rape, robbery and aggravated assault.

Bellevue is a remarkably safe city with, on average, one Part 1 violent crime occurring per 1,000 residents per year. The one-mile area around the proposed Eastgate site has generally followed the city average. The one-mile area around the previous shelter location in BelRed has been decreasing since 2012 and has generally followed the city average since 2014, during the shelters period of operation. The presence of shelters in Bellevue does not appear to bring an increase in violent crimes.

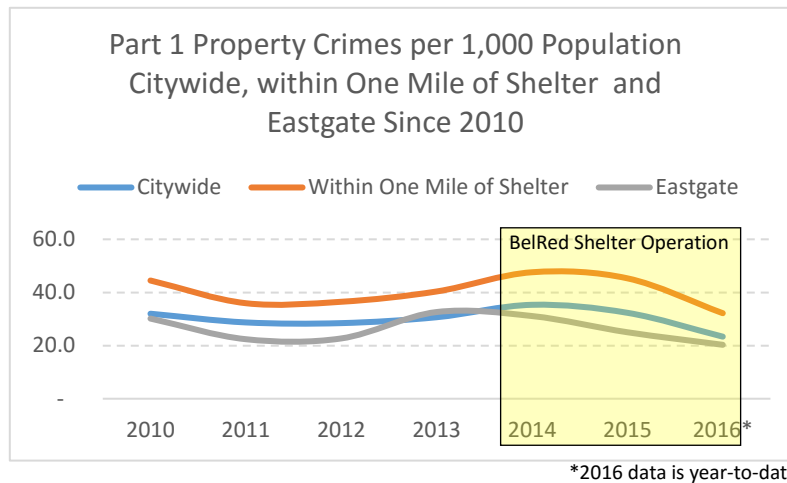


*2016 data is year-to-date

Part 1 Property Crimes

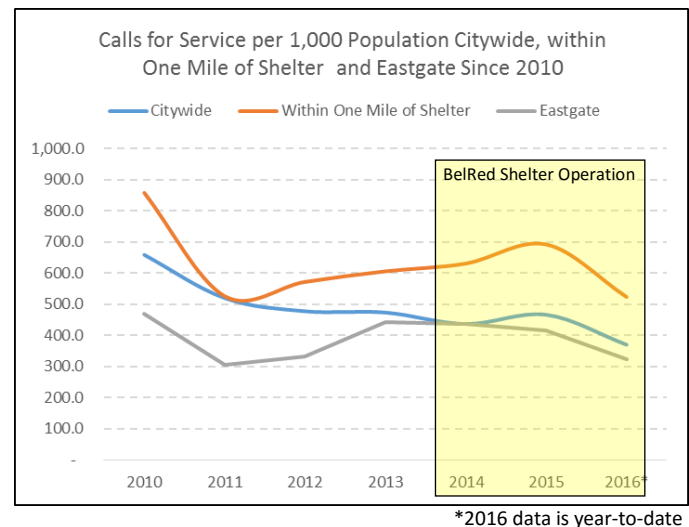
Includes arson, burglary, motor vehicle theft, motor vehicles prowls and theft

Since 2010, a range of 29 to 35 Part 1 Property Crimes are reported each year per 1,000 residents in Bellevue. The one-mile area around the proposed Eastgate site has generally followed the city average, which trended up slightly between 2014 and 2015 and has since been trending down. The 1-mile area around the previous shelter in BelRed has been consistently higher than the city average since 2010 regardless of the existence of the shelter between 2014 and 2016.



Calls for Service

Calls for service across the city have been slowly decreasing since 2010. These reflect instances when an officer is called out to a location for any reason, prior to a determination as to whether a crime as occurred or not. Differing from the citywide average, calls for service in both the Eastgate and the BelRed areas increased between 2011 and 2013. In BelRed, they continued increasing until 2015, while in Eastgate calls decreased slightly.



Should the shelter be located in Eastgate, Police anticipate that overall calls to the area may increase. In the BelRed area, statistics showed more calls to assist in dealing with mental and emotional crises and higher rates of warrant arrests than in the years prior to the shelter opening. Types of crimes that should be proactively planned for are crimes of opportunity, such as motor vehicle prowls and property theft. Should a shelter be located at the Eastgate site, Police will, as they have with all other shelter sites in the city, engage proactively with the shelter provider and neighboring community to plan for and respond to safety concerns.