



Human Services

Needs Update and Strategic Plan

Michael Shiosaki, Director

Toni Esparza, Assistant Director

Parks & Community Services

February 12, 2024



Agenda

- Information Only: 2023-2024 Human Services Needs Update Findings
- Direction: 2024-2030 Human Services Strategic Plan



2023-2024 Human Services Needs Update





Information Only

Staff will present findings
from the 2023-2024
Human Services Needs
Update





Background

- Biennial City of Bellevue Human Services Needs Updates since 1989.
- Used by the City, human services agencies, and other funders to better understand the needs of the community and to inform policy decisions.



Data Collection

Community engagement for this needs update centered the voices of those with lived experience accessing the human services system, along with intersectional identities, including race, disability, sexual orientation, and gender identity.

Data Sources

- Community Survey
- Provider Surveys
- Key Informant Interviews
- Network/Coalition Meetings
- Focus Groups
- Presentations to Human Services Commission
- Existing quantitative data



Data Collection


- More than **1000 community members** and more than **65 human services agencies** provided input as part of the Needs Update.
- Their expertise and experience served as the foundation upon which the report was built.



Themes from the data

- Changing Demographics and Meeting Needs in a Culturally Specific Way
- Disproportionate Impact by Race and Language
- Knowledge of Available Resources
- Communication, Collaboration, and Convening
- Growing Challenges for Human Services Providers
- Cost of living, availability of housing, and availability of services

Key Findings in Critical Service Areas



Survey respondents
able to access a
human services
provider when
needed

49%

Survey respondents
able to access
services that
supported language
and culture needs

43%



Key Findings in Critical Service Areas

Housing and Homelessness:

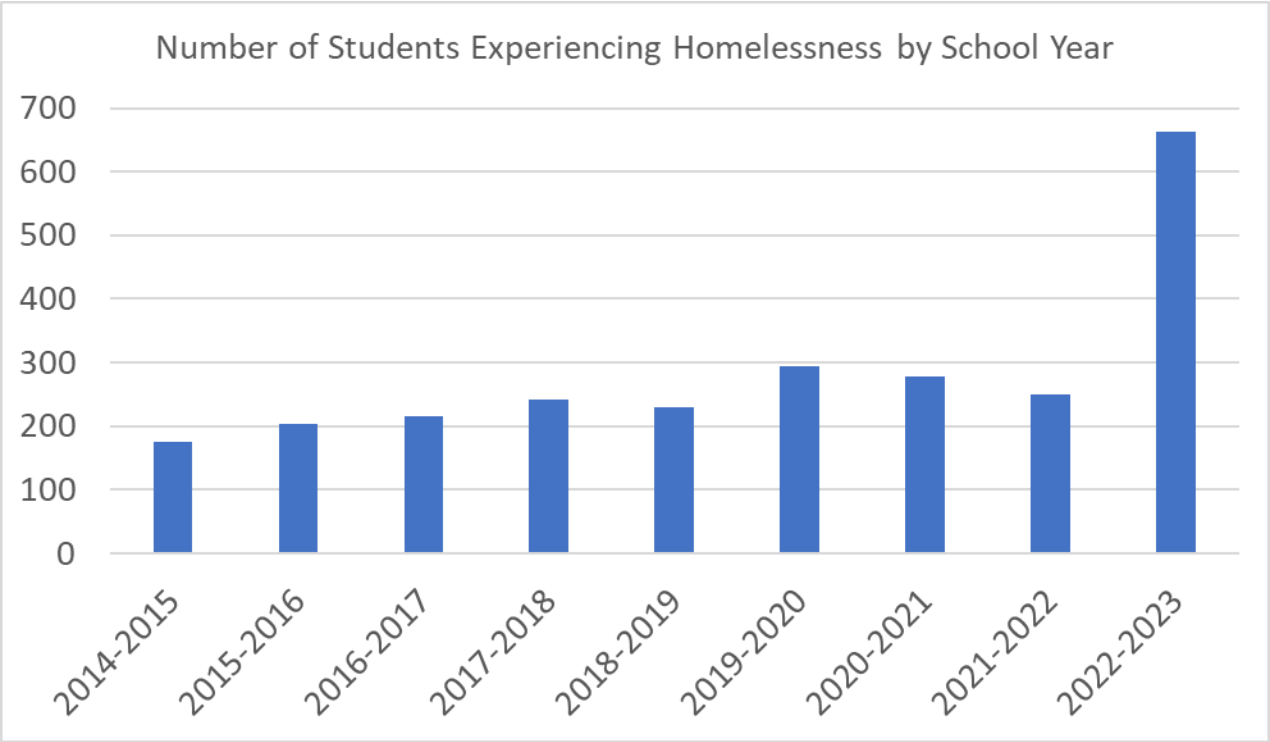
- The number of individuals who are severely cost burdened by rent has risen significantly.
- The number of individuals experiencing homelessness in Bellevue and across the region is rapidly increasing.
- There are significant disparities about who is more likely to be experiencing homelessness





Key Findings in Critical Service Areas

Trend in number of students experiencing homelessness in Bellevue School District



Key Findings in Critical Service Areas



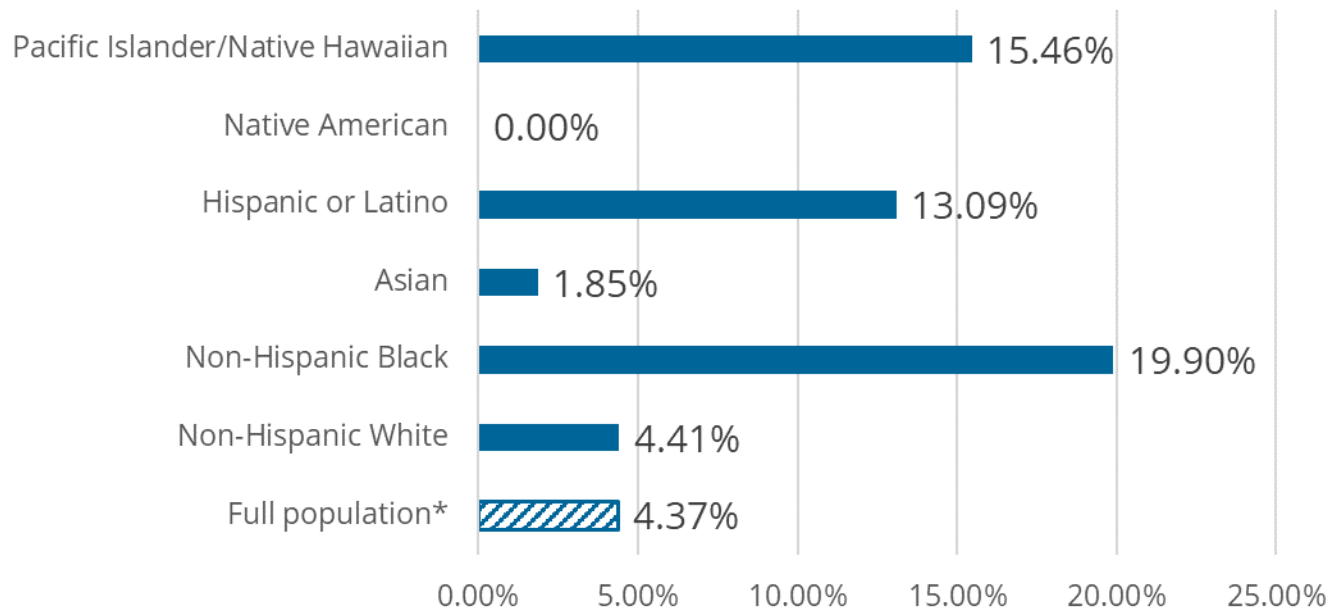
Food Security:

- There is an increasing number of Bellevue residents experiencing food insecurity and in need of financial assistance to maintain stability and well-being for their household.
- There are significant racial disparities in resources and experiences of food insecurity in Bellevue.



Key Findings in Critical Service Areas


Percent of Supplemental Nutrition Assistance Program (SNAP) Recipients in Bellevue, by race/ethnicity



Key Findings in Critical Service Areas

Health and Well-being

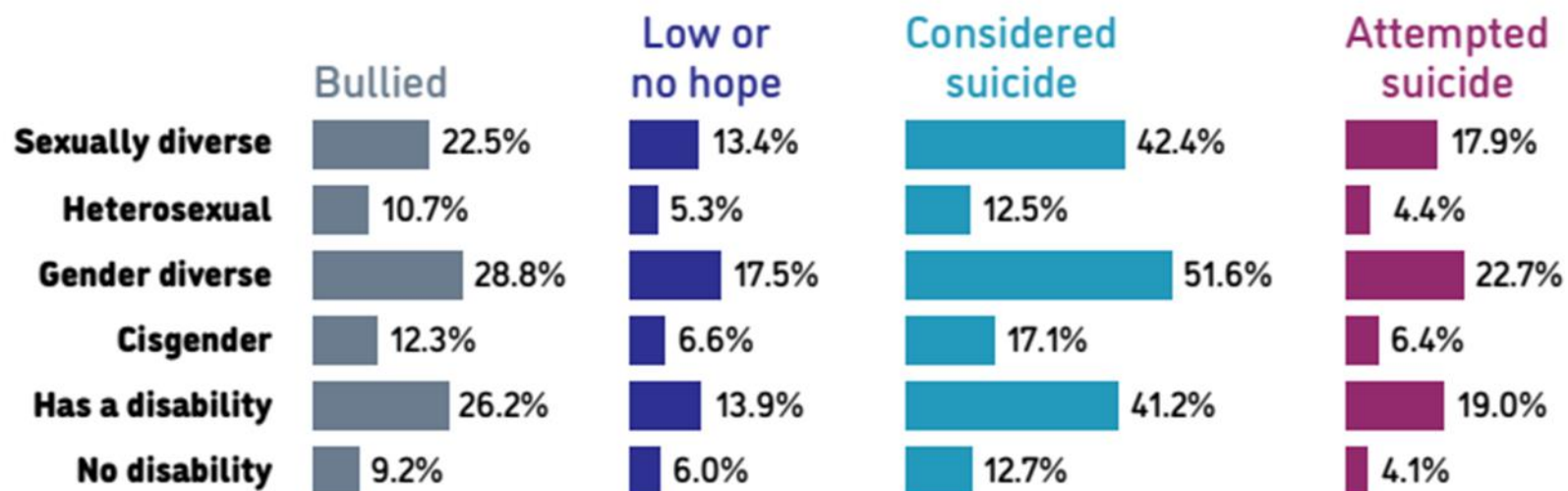
- Across the US, there are significant needs related to physical and behavioral health that have increased following the COVID-19 pandemic.
- While needs are rising across demographic groups, there is variability in access to appropriate behavioral health services by race/ethnicity and language.





Key Findings in Critical Service Areas

Percent of 10th graders in Washington endorsing mental health concerns, by gender orientation, sexual orientation, and disability

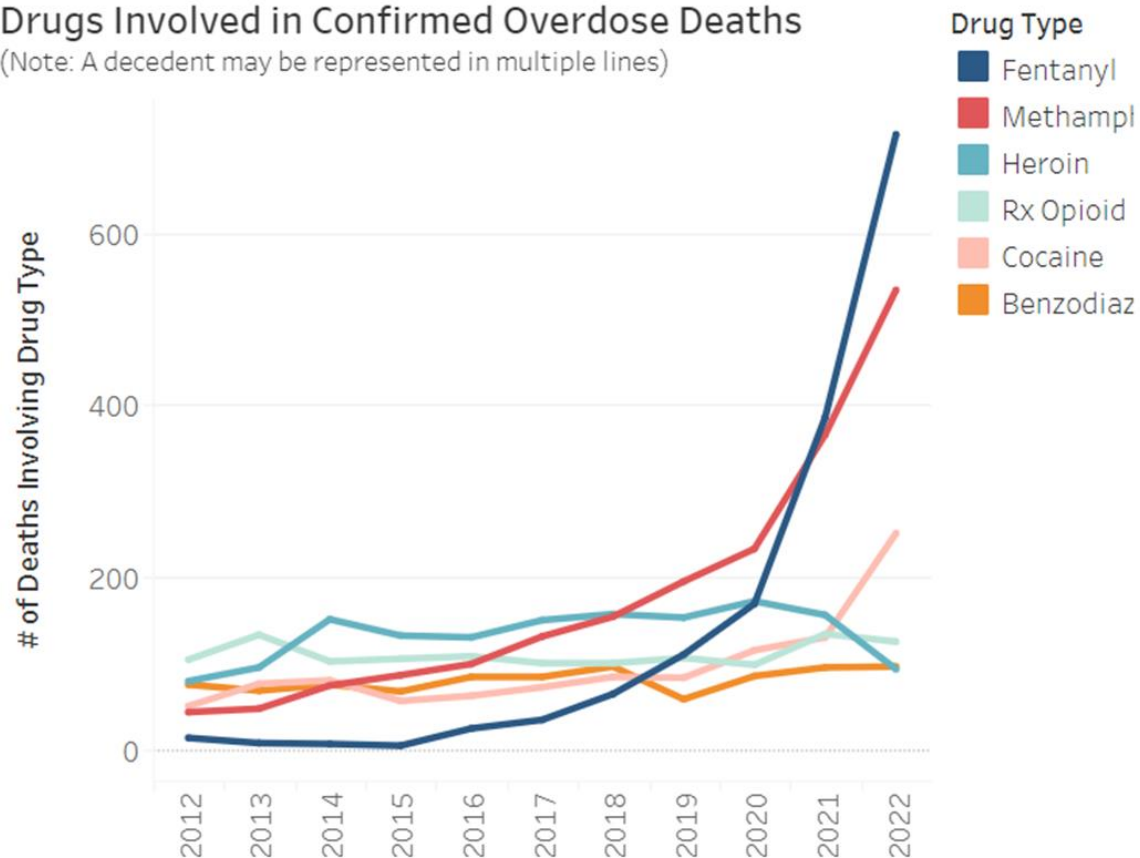




Key Findings in Critical Service Areas

Fatal overdose rates in King County by drug type (King County Overdose Data Dashboard)

Drugs Involved in Confirmed Overdose Deaths
(Note: A decedent may be represented in multiple lines)



Key Findings in Critical Service Areas



Violence Prevention and Survivor Support and Advocacy

- Service data demonstrates the significant and ongoing need for support for domestic survivors in Bellevue.
- Service data also highlights the need for support for individuals experiencing other types of violence such as sexual assault, abuse, or trauma.
- The Bellevue School District identified violence as a contributor to families facing eviction and experiencing homelessness.

Key Findings in Critical Service Areas

Employment and Education

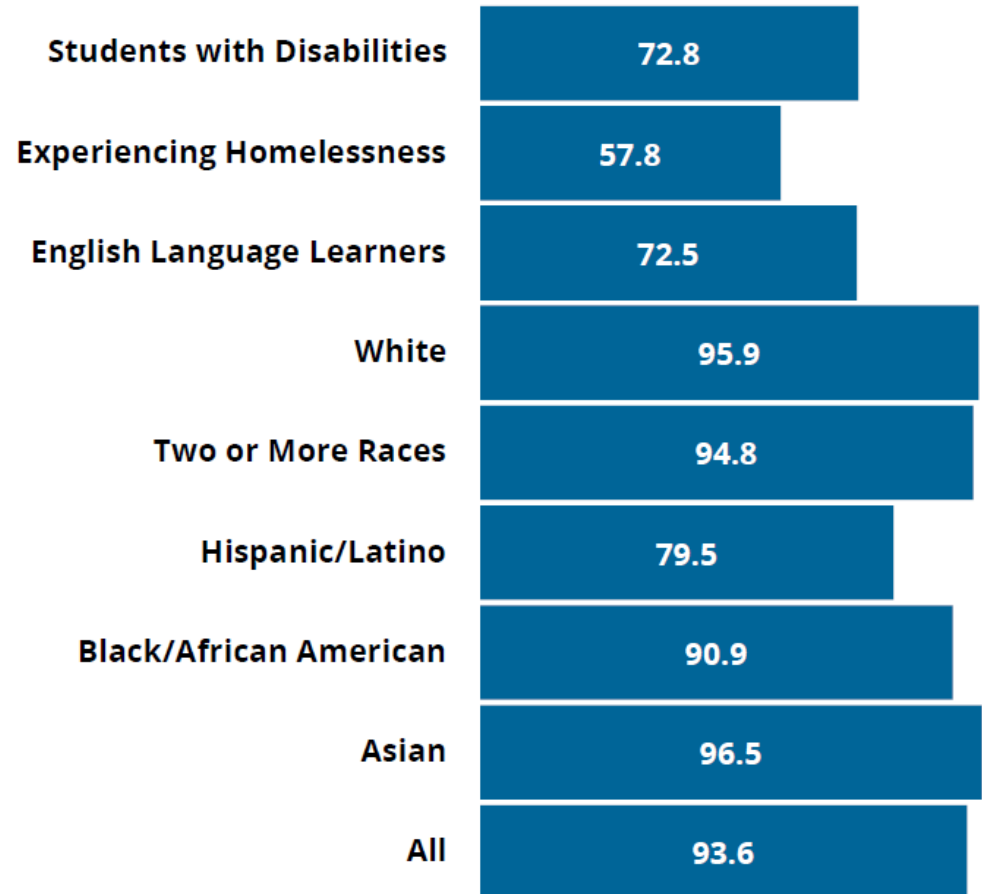
- While unemployment in Bellevue is relatively low overall, Black and Indigenous residents experience disproportionate rates of unemployment.
- Factors such as access to affordable child care and accessible transportation can have a significant impact on employment.





Key Findings in Critical Service Areas

22-23 Bellevue School
District graduation rate %
by demographics



Key Findings in Critical Service Areas

Hate, Discrimination, and Bias

| | |
|---|-----|
| % of survey respondents seeking support who were able to access it in their community | 25% |
|---|-----|

| | |
|---|-----|
| % of survey respondents accessing support who received it in a way that met their language or cultural needs. | 17% |
|---|-----|



Key Findings in Critical Service Areas

Services for Older Adults

- Older adults identify significant challenges in accessing services.
- Older adults identify a need for increased access to transportation, in-person services, and materials in-print to support meeting their basic needs and to support ongoing involvement in their community.
- There is a need for affordable housing that meets the specific needs of older adults.



Key Findings in Critical Service Areas



Services for Individuals Living with a Disability

- Added barriers for individuals with a disability who do not speak English as a first language
- There is a need for community-specific outreach, engagement and programming.
- Providers and community members highlight gaps in services for children and youth with disabilities.



Information Only

