

Crime Statistics and Trends

2022-2023

Wendell Shirley, Chief of Police
Andrew Popochock, Assistant Chief of Police

October 9, 2023





Information Only

- Information: Staff will share the current statistics around crime trends in the city and actions the department is taking to address these trends.



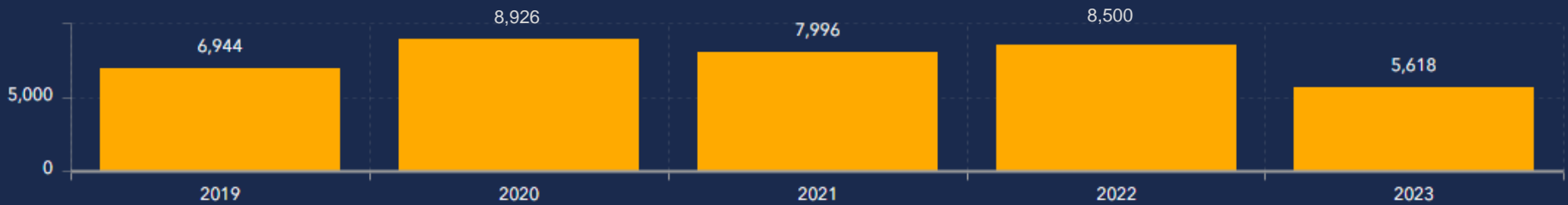
The P.I.E. Philosophy

- P.I.E: Prevention, Intervention and Enforcement
- FBI National Incident Based Reporting System (NIBRS)
- **Crimes Against Persons:** Murder, Rape, Assault, Violation or Protection Orders
- **Crimes Against Property:** Robbery, Burglary Theft, Fraud, Vandalism
- **Crimes Against Society:** Drug Violations, Weapons Violations, Prostitution, Pornography



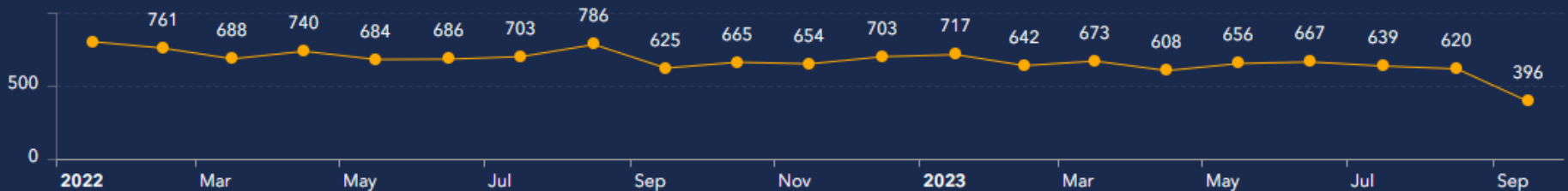
All Group A Crimes
 Year to Date
-13%
 5,618 from 6,484
 2023 vs 2022

All Group A Crimes by Year



Previous years are full years, current year is year to date

All Group A Crimes by Month



All Crimes Against Persons, Property and Society.



Crimes Against Persons

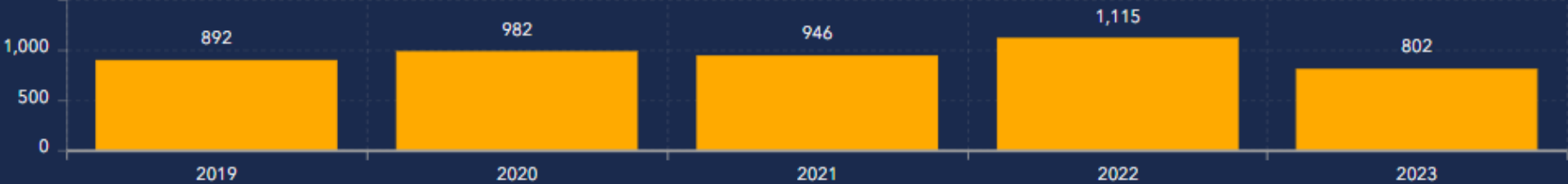
Year to Date

-3%

802 from 829

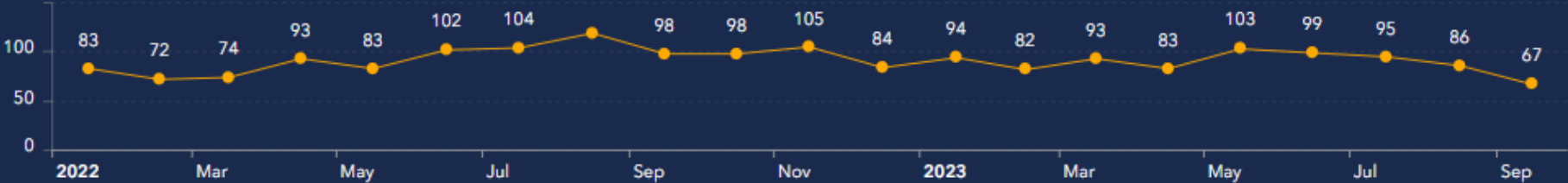
2023 vs 2022

Crimes Against Persons by Year



Previous years are full years, current year is year to date

Crimes Against Persons by Month



Crimes Against Persons: Murder, Rape, Assault, Violation or Protection Orders



Crimes Against Property

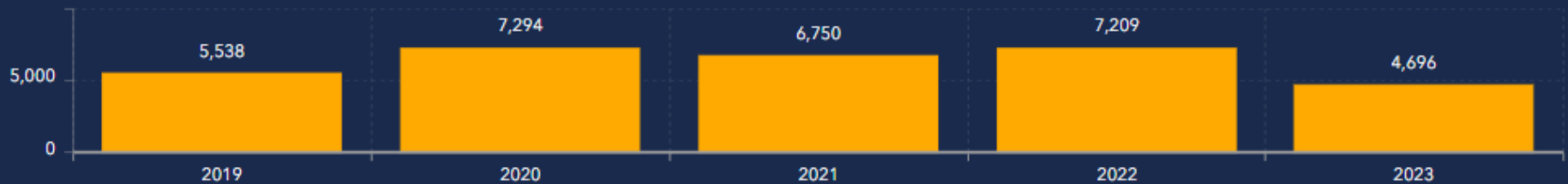
Year to Date

-15%

4,696 from 5,522

2023 vs 2022

Crimes Against Property by Year



Previous years are full years, current year is year to date

Crimes Against Property by Month



Crimes Against Property: Robbery, Burglary Theft, Fraud, Vandalism



Crimes Against Society

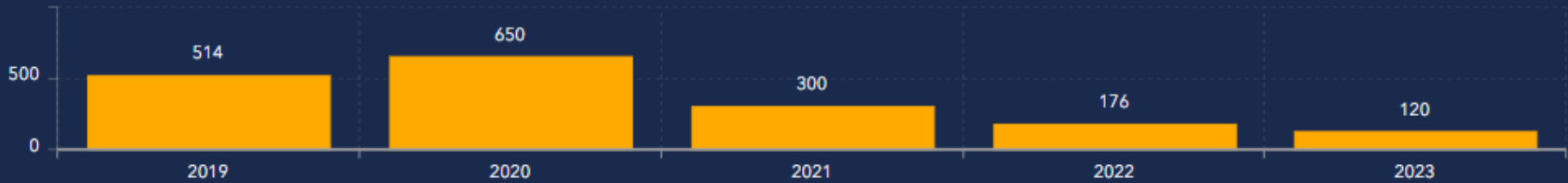
Year to Date

-10%

120 from 133

2023 vs 2022

Crimes Against Society by Year



Previous years are full years, current year is year to date

Crimes Against Society by Month



Crimes Against Society: Drug Violations, Weapons Violations, Prostitution, Pornography



Crime Statistics

Year to Date 2022 to 2023

- Motor Vehicle Theft
 - 326 to 411 (up 26%)
- Shoplifting
 - 842 to 879 (up 4%)
- Theft from Building
 - 289 to 312 (up 8%)
- Theft of Mail
 - 220 to 237 (up 8%)
- Weapons Violations
 - 102 to 136 (up 33%)
- Homicide
 - 3 to 0 (down 100%)
- Robbery
 - 81 to 60 (down 26%)
- Burglary
 - 495 to 376 (down 24%)
- Theft from Motor Vehicle
 - 905 to 677 (down 25%)
- Theft of Motor Vehicle Parts
 - 474 to 194 (down 59%)





Crime Reduction Strategies

- **Crime Data Dashboards**
- **Crime Analysis and Data Informed Deployment**
- **Anti-Crime Initiative and Hot Spot Policing**
- **COMPSTAT Meetings**
- **Crime Prevention Coordinator**
- **Regional Task Forces**
- **Community Crisis Assistance Team (CCAT)**





Community Engagement

- Sector Captain Program
- Sector Captain Newsletter and Community Meetings
- Business Retailer Meetings
- Crime Prevention Through Environmental Design (CPTED)
- SPIDR Program
- Advisory Councils





Retention and Hiring

- **New Bellevue Police Officers Guild (BPOG) Contract**
- **Officer Wellness**
- **Current Vacancies**
- **EPIC Recruiting and Marketing Campaign**
- **Recruiting Cadre**
- **Hiring Bonus and Relocation Reimbursement**
- **Jiu-jitsu**



Thank You

