



City of Bellevue

Environmental Stewardship  
Initiative

**2013-2018 Strategic Plan  
Progress Report**

February 2019



# Table of Contents


Acknowledgements	2
Executive Summary	3
Summary of Progress	4
Environmental Stewardship by the Numbers	5
Project Highlights	11
2013-2018 ESI Strategic Plan Implementation Progress	22



*September 12 2017, Drive Electric Week Event, Bellevue Downtown Park.*

# Acknowledgements

Jennifer Ewing, Community Development  
Emma Johnson, Finance and Asset Management (formerly)  
Mike McCormick-Huentelman, Community Development  
Emil King, Community Development  
August Franzen, Community Development  
Scott MacDonald, Community Development  
Arun Jain, Community Development  
Mac Cummins, Community Development  
Jennifer Goodhart, Utilities  
Sarah Ogier, Utilities  
Lucy Liu, Utilities  
Brian Landau, Utilities  
Laurie Devereaux, Utilities  
Christa Heller, Utilities  
Kit Paulsen, Utilities  
Stephanie Schwenger, Utilities  
Heidi Bedwell, Development Services  
Veronica Guenther, Development Services  
David Wong, Development Services  
Ted Van Dyken, Information Technology  
Rick Bailey, Parks & Community Services  
Geoff Bradley, Parks & Community Services  
Jammie Kingham, Parks & Community Services  
Betsy Anderson, Parks & Community Services  
Curtis Kukal, Parks & Community Services  
Kevin McDonald, Transportation  
Stela Nikolova, Transportation  
Andreas Piller, Transportation  
Franz Loewenherz, Transportation  
Mike Ingraham, Transportation  
Kate Johnson, Transportation  
Sean Powell, Finance and Asset Management  
Miles Reid, Finance and Asset Management



# Executive Summary

The Environmental Stewardship Initiative began in 2007 with a mission “To exercise focused leadership with a “One City” approach, to implement continuous change, learning and innovation in practices that drive the organization and the City of Bellevue toward achieving the Environmental Stewardship Initiative Vision.” The work of the Environmental Stewardship Initiative (ESI) over the past five years has been guided by the ESI Strategic Plan 2013-2018, which includes 57 actions related to greenhouse gas emissions, energy and water, mobility and land use, ecosystems and open space, and materials management and waste for both our municipal operations and the entire community.

This report provides a summary of progress to date on implementing the 2013-2018 ESI Strategic Plan and achieving our environmental goals. The report provides a snapshot of key metrics, project highlights from the past five years, and an update on each of the actions in the ESI Strategic Plan, and in some cases considerations for possible next steps.

Major accomplishments include:




- Initiated or implemented 96% of the strategies in the ESI Strategic Plan.
- Achieved a 4-STAR rating through the STAR Communities sustainability rating system, joining 70 communities in the U.S. which have achieved this recognition.
- Reduced municipal greenhouse gas emissions by 19% between 2011 and 2017, and reduced community greenhouse gas emissions by 7% during the same time period.
- Signed up for PSE’s Green Direct program to procure wind and solar power for Bellevue’s Utilities, Parks, Fire, and Finance and Asset Management facilities starting in 2019.
- Saved \$370,000 per year through work by the Resource Conservation Management program to improve energy efficiency in city facilities.
- Supported the increase of renewable energy installed in Bellevue through two Solarize campaigns, which resulted in 88 new solar arrays in Bellevue.
- Installed a green roof on City Hall, and solar arrays on the Crossroads Community Center and Bellevue Service Center.










This report responds to Council’s 2018-2020 priority to review progress of the Environmental Stewardship Initiative and analyze which additional steps the city may wish to take. This report represents a major milestone for the Environmental Stewardship Initiative and also sets the stage for continued progress toward achieving our environmental goals and securing Bellevue’s future as a livable, inspiring, vibrant and equitable community.



# Summary of Progress

A summary of the goals and current performance is below. The status is defined as on track, needs improvement (holding steady or making progress, but more work is needed), or not on track (trending in wrong direction).

Status	
On Track	
Needs Improvement	
Not on Track	

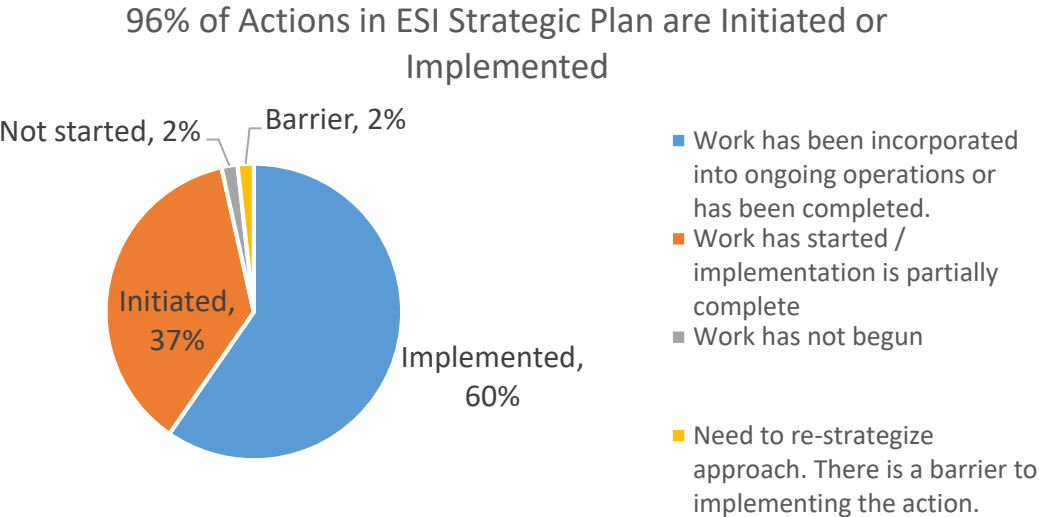
Goal	Current Performance	Status
1. Complete implementation of the ESI Strategic Plan	96% of the actions are initiated or implemented	
2. Reduce communitywide greenhouse gas emissions 7% below 1990 levels by 2012 <i>(Equivalent to 32% reduction below 2011 levels)</i>	Reduced community greenhouse gas emissions by 7% between 2011 and 2017	
3. Reduce municipal greenhouse gas emissions 7% below 1990 levels by 2012 <i>(Equivalent to 38% reduction below 2011 levels)</i>	Reduced municipal greenhouse gas emissions by 19% between 2011 and 2017	
4. Increase renewable energy installed in Bellevue	Annually increasing by an average of 360 kilowatts per year	
5. Expand the use of alternative fuel vehicles	100+ new EVs registered per year in Bellevue	
6. Reduce drive alone rate for city residents to 55% by 2035	65% in 2017	
7. Increase tree canopy to 40% citywide	37% in 2017	
8. Maintain at least 70% of public urban forests in class 1 or 2 condition	74% in 2017	
9. Divert 50% of all waste to recycling or composting	41% in 2017	

# Environmental Stewardship by the Numbers

The city has a collection of environmental goals which were established in the Comprehensive Plan, through city policy, and in the ESI Strategic Plan. Progress toward these goals is summarized below.

## 1. ESI Strategic Plan Implementation

- ESI Strategic Plan Goal: Complete implementation of the 2013-2018 ESI Strategic Plan.
- Status: 96% of actions in the ESI Strategic Plan have been initiated or implemented.



## 2. Climate

### Community Emissions

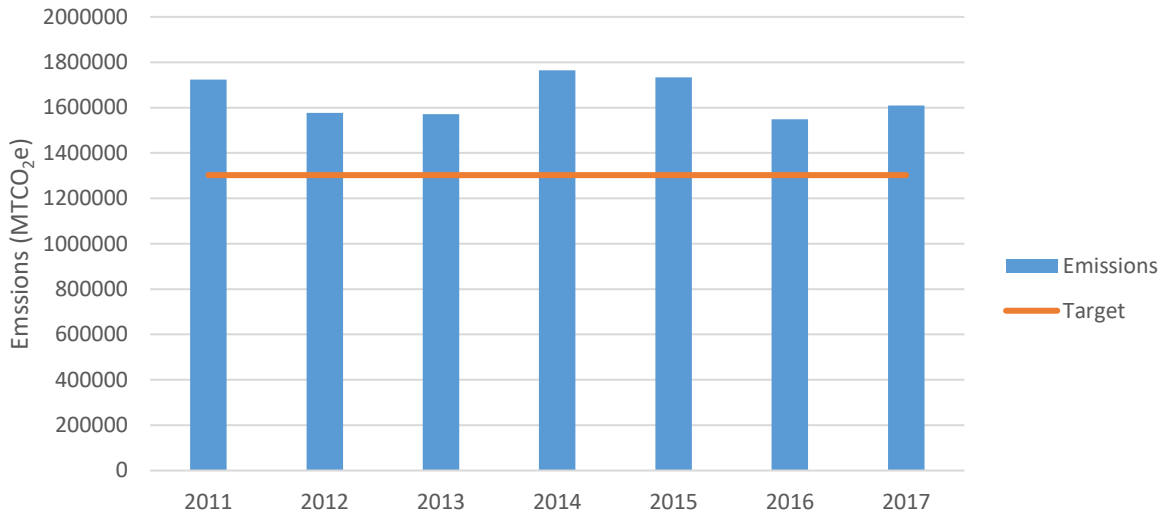
Goals:

- ESI Strategic Plan Goal: Measure, communicate, plan, and act to reduce citywide greenhouse gas emissions
- Mayors Climate Protection Agreement Goal (Resolution 7517): Reduce greenhouse gas emissions 7% below 1990 levels by 2012 (the equivalent of 32% below 2011 levels for community emissions)

Status:

- Reduced communitywide emissions by 7% between 2011 and 2017, despite a growth in population of 11% during that time period.

### Community Emissions(MT<sub>CO<sub>2</sub>e/year)</sub>



Source: Bellevue Environmental Performance Dashboard

### Municipal Emissions

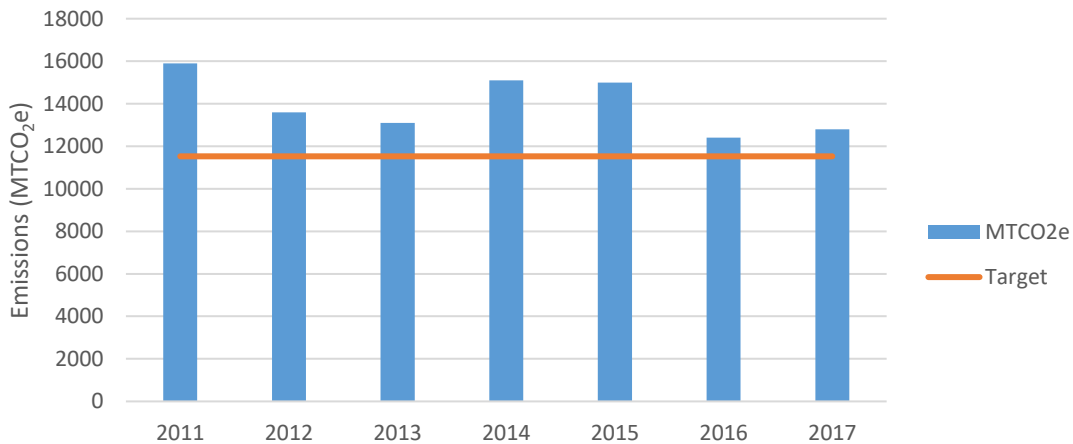
#### Goals:

- ESI Strategic Plan Goal: Measure, communicate, plan, and act to reduce citywide greenhouse gas emissions.
- Mayors Climate Protection Agreement Goal: Reduce greenhouse gas emissions 7% below 1990 levels by 2012 (the equivalent of 38% below 2011 levels for municipal emissions)

#### Status:

- Reduced municipal operations emissions by 19% between 2011 and 2017.

### Municipal Emissions (MT<sub>CO<sub>2</sub>e/year)</sub>

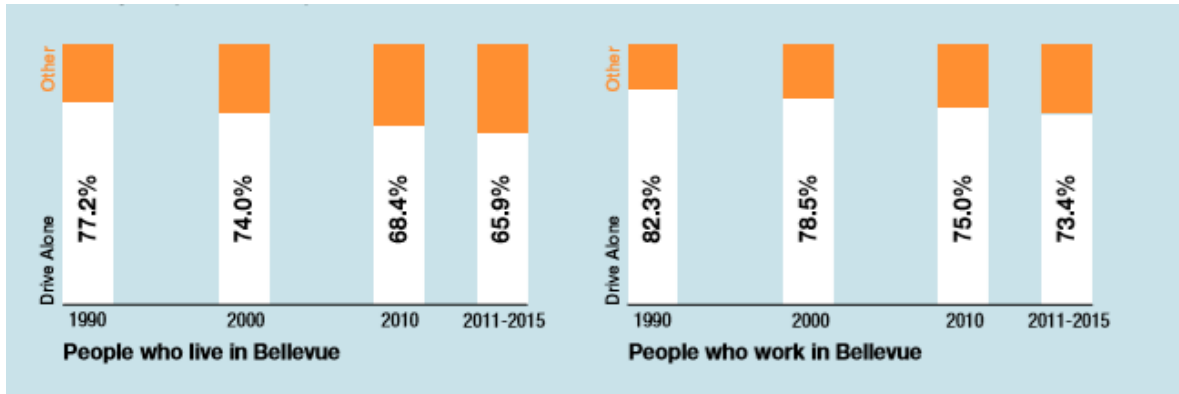


Source: Bellevue Environmental Performance Dashboard

### 3. Mobility and Land Use

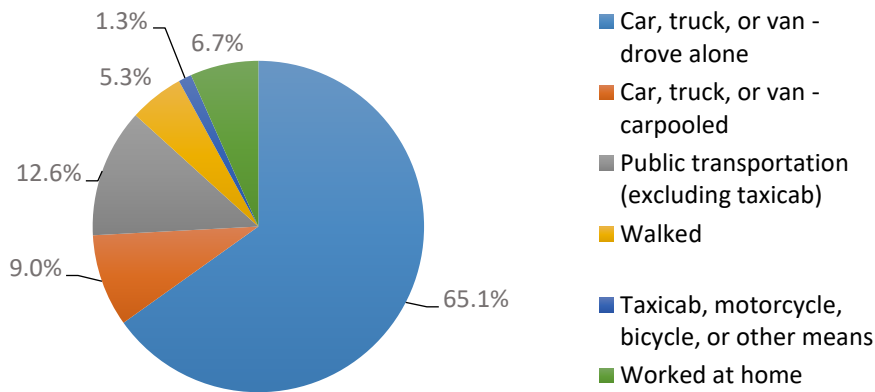
#### Drive-Along Rate for Bellevue Residents and Workers

- Comprehensive Plan Goals: By 2035, reduce commute trip drive-alone mode share to:
  - 55% drive alone for citywide residents
  - 60% non-drive alone for citywide workers
- Status: As of the last American Community Survey 5 year average, 65.9% of Bellevue residents and 73.4% of Bellevue workers drove alone.



Source: Bellevue Transportation Demand Management Progress Report, 2016.

#### Means of Transportation to Work All Employed Bellevue Residents, 2016 (Five-Year Estimates\*)

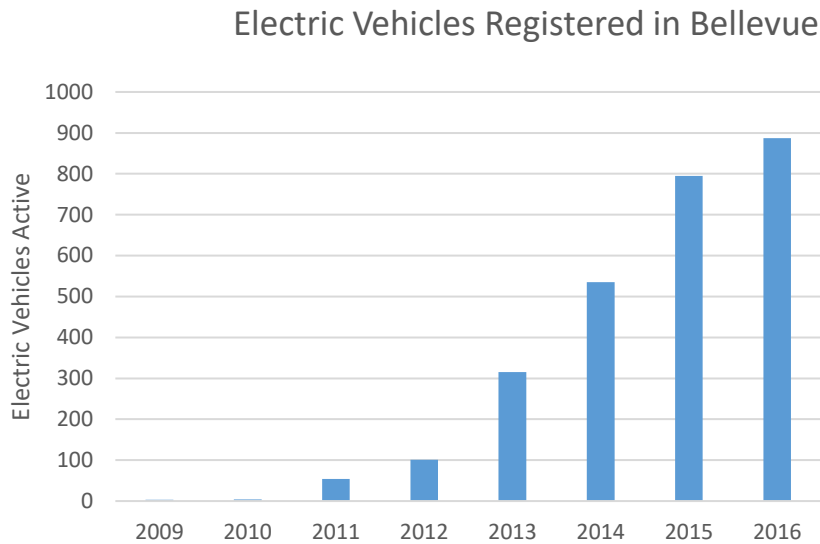


Source: 2012-2016 American Community Survey 5-Year Estimates



## Electric Vehicles

- ESI Strategic Plan Goal: Significantly expand the use of convenient low- or zero-emission transportation for commutes in and through Bellevue
- Status: The general trend meets the target of increasing the share of electric vehicles on Bellevue streets.

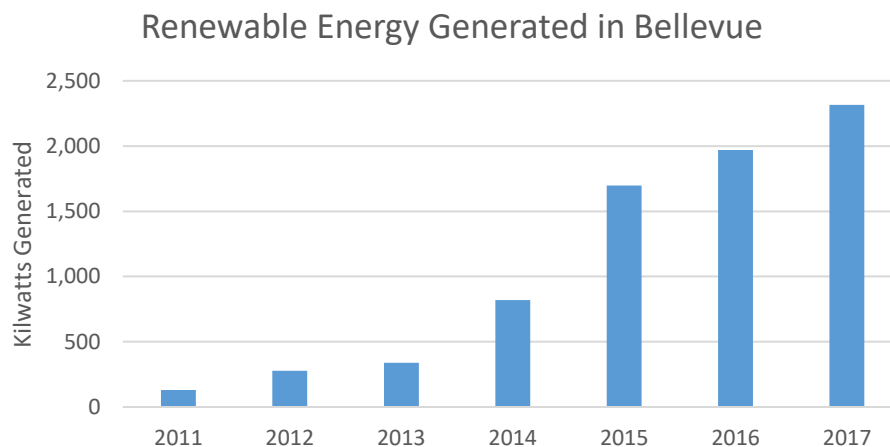


Source: Washington State Department of Licensing, 2017.

## 4. Energy and Water

### Renewable Energy

- ESI Strategic Plan Goal: Ensure long-term access to clean energy and water while reducing the fiscal and environmental impacts of consumption
- Status: Renewable energy generated in Bellevue has consistently increased since 2011.

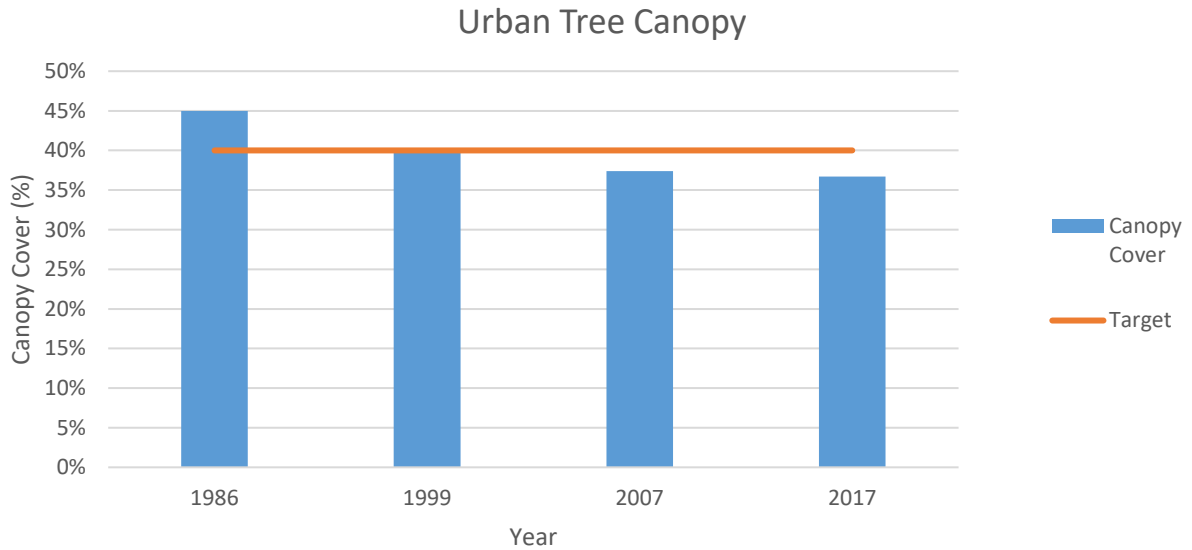


Source: PSE Customer Solar PV and Bellevue Environmental Performance Dashboard

## 5. Ecosystems and Open Space

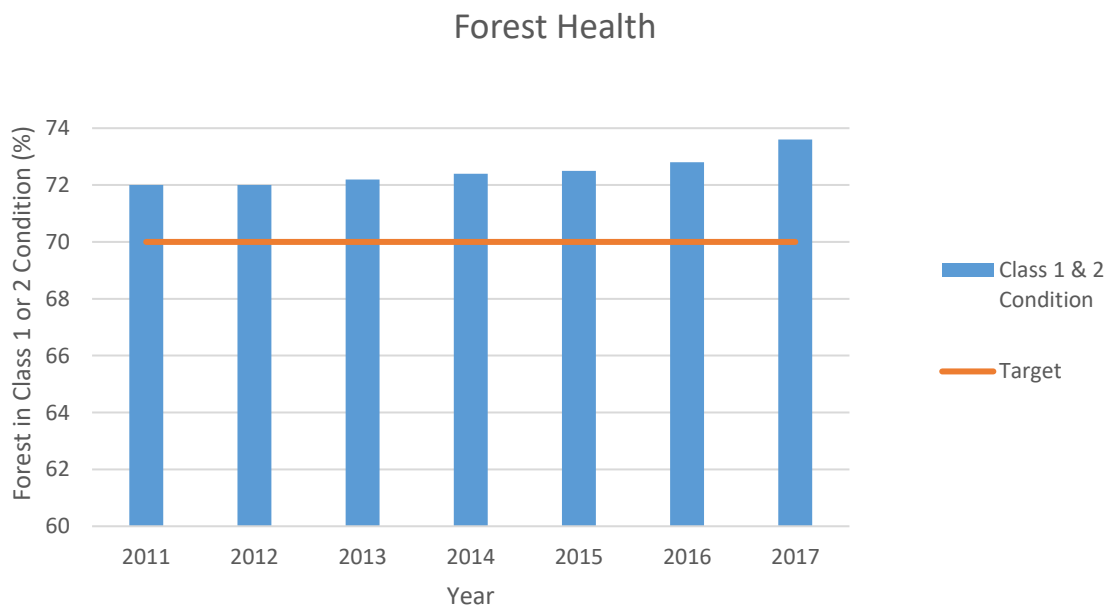
### Citywide Tree Canopy

- Comprehensive Plan Goal: Achieve a 40% tree canopy citywide.
- Status: Bellevue's citywide tree canopy is 37%. An additional 700 acres of tree canopy is needed to achieve the 40% goal.



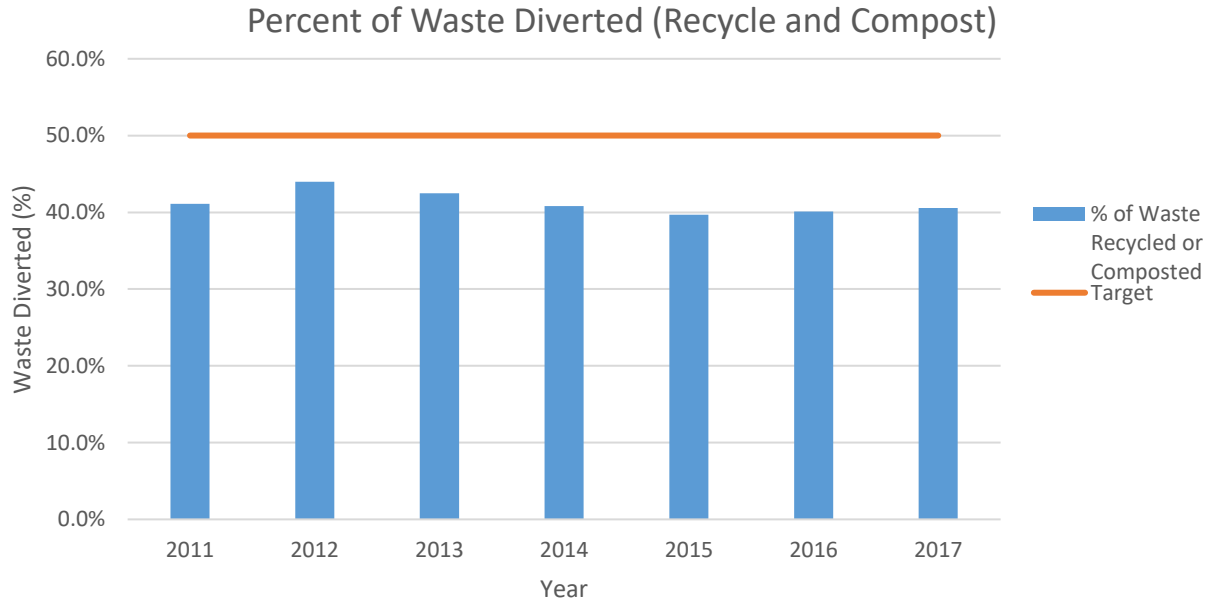
### Forest Health

- ESI Strategic Plan Goal: Maintain health of public urban forest with at least 30% of forest in class 1 condition; and 40% in class 2 condition.
- Status: Currently exceeding target of 70% of forest in class 1 or 2 'healthy' condition.



## 6. Waste

- State and King County Goals: Achieve a 50% diversion (recycling and organics collection) rate (State goal), and aspire to achieve a 70% diversion rate (King County goal) long-term.
- Status: The overall diversion rate has remained relatively flat at about 40% over the past several years. Single-family residents successfully achieved a high diversion rate of 67% in 2017. The multifamily/commercial diversion rate, hovering around 22%, remains a challenge and is the focus of future efforts.





# Project Highlights

The ESI Strategic Plan includes a variety of projects, programs, and ongoing efforts. A selection of projects are highlighted below, and a more thorough summary of all of the efforts in the ESI Strategic Plan is in the next section of the report.

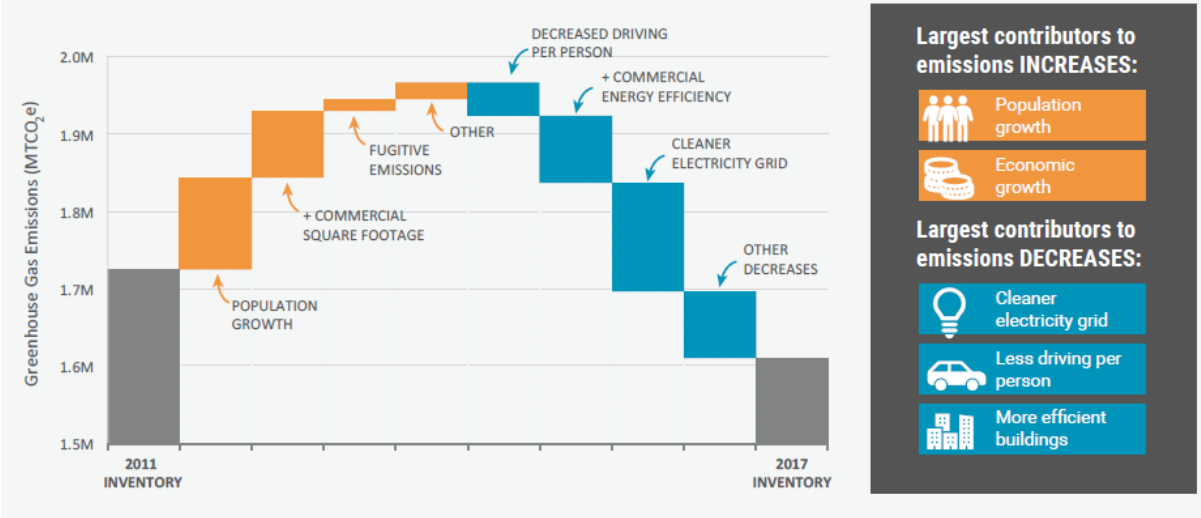
## Climate

### 1. U.S. Department of Energy Cities Leading through Energy Analysis and Planning

The City of Bellevue and ICLEI – Local Governments for Sustainability, with funding from the U.S. Department of Energy Cities Leading through Energy Analysis and Planning (Cities-LEAP) program, developed a toolkit to give cities more insight into what is driving changes in local greenhouse gas (GHG) emissions from year to year.

The toolkit allows cities to attribute changes between two inventories to the impacts of policies and programs along with other external drivers, such as economic activity and weather. This analysis will support policymakers to better communicate about their progress and refine their policy approaches.

This toolkit was developed in collaboration with several other local governments with expertise in greenhouse gas emissions reporting, including King County, WA; Santa Monica, CA; Aspen, CO; the Delaware Valley Regional Planning Commission, and the Metropolitan Washington Council of Governments.



# Energy


## 2. Increasing Energy Efficiency of City Facilities

The City's Resource Conservation Manager (RCM) program has been reducing energy, water use, and solid waste generation in city operations, thereby cutting costs, consumption of natural resources and greenhouse gas emissions. The RCM program has been funded in part through grants from Puget Sound Energy since 2009 and has saved the city about \$374,000 per year since 2009.

Energy conservation projects the city has implemented thus far include:

- Lighting efficiency and control upgrades
- Demand-based ventilation strategies for building automation systems
- Building commissioning
- Scheduling mechanical equipment to better match occupancy
- Adjusting domestic hot water temperatures to 120 degrees
- Installing variable frequency drives on pumps and motors
- Reducing unnecessary plug loads
- Replacing old boilers with highly efficient ones
- Installing low-flow water fixtures such as showerheads and aerators
- Fixing failed equipment and sensors
- Educating employees about energy efficiency
- Added organics collection containers at City Hall and other city facilities.

These projects have helped to reduce municipal electricity use by approximately 35% and natural gas use by 27%.



### 3. Purchasing renewable energy for city facilities through PSE’s Green Direct program



City of Bellevue will purchase green power for city facilities starting in 2019 through Puget Sound Energy’s (PSE) “Green Direct” program. This initiative allows local governments and major commercial customers to reduce their carbon footprint by purchasing up to 100 percent of their electricity directly from clean, renewable sources. Through this program, PSE will build a new wind project in western Washington and a new solar project in south-central Washington.

Bellevue Fire, Parks, and Finance and Asset Management Departments plan to purchase 10.3 million kilowatt hours starting in 2019, and Bellevue Utilities will purchase 3.2 million kilowatt hours starting in 2021. Combined, this is close to 70 percent of the city’s entire

electricity consumption. The program will reduce overall municipal emissions by approximately 32 percent and even save the city money.

In addition to Bellevue, several government agencies have signed up for the program to cover all or part of their operations including King County, Sound Transit, multiple State of Washington departments, Port of Seattle, and thirteen cities. Western Washington University and Bellevue College have also signed up, along with major private customers which include Target, Starbucks, Walmart, T-Mobile, Kaiser Permanente, and REI.



## 4. Solarize Bellevue

Solarize Bellevue was a neighborhood solar purchasing program that facilitated group purchases of rooftop solar. This type of program has been successful across the country, having shown savings of 10% or more on average when compared to acquiring solar systems independently.

Solarize Bellevue ran two campaigns in 2014 and 2015, with several public workshops, which resulted in the installation of a total of 88 new solar arrays, totaling 559 kWh.

In the second Solarize campaign, Bellevue achieved its goal of reaching 50 installations, and helped the Boys and Girls Club receive a free solar array.



## 5. Top 10 for the Georgetown University Energy Prize competition

In 2015 to 2016, the City of Bellevue participated in the Georgetown University Energy Prize and engaged over 1,500 residents, distributed 2,600 LED light bulbs, and decreased per capita residential energy use by 3.6% from 33,100 kBTU in 2014 to 31,900 kBTU in 2016. The city came in 10<sup>th</sup> in the competition, out of nearly fifty participating cities.

The City of Bellevue worked with several partners, including Puget Sound Energy, the Sustainability Ambassadors, High School Green Teams, the Eastside Energy Corps, Hopelink, and Mini-City Hall to achieve the following:

- 700 people took the Energy Smart Pledge – a voluntary commitment to take simple steps to reduce energy use
- 818 students participated in the high school energy conservation competition and took the student Energy Smart Pledge
- With support from PSE, the city provided 300 PSE Home Energy Efficiency kits to low income residents seeking utility bill assistance through Hopelink and Bellevue’s Mini City Hall
- The city distributed 400 Bellevue Energy Smart 2-pack LED lighting kits to Bellevue residents

To support Bellevue’s Energy Smart Campaign, Puget Sound Energy provided assistance through the following activities in Bellevue:

- Performed 348 home energy assessments
- Replaced incandescent light bulbs with LEDs in 47 units in multi-family complexes
- Weatherized 603 low-income housing units

## 6. Installed Solar Arrays at the Bellevue Service Center and Crossroads Community Center

The city installed a solar array at the Bellevue Service Center and the Crossroads Community Center, helping to reduce operating costs and demonstrate leadership by example. The solar array for the Crossroads Community Center (shown at right) was partially funded through a grant from PSE, for Bellevue's support of PSE's Green Power Challenge aimed at encouraging residents and businesses to sign up for PSE's Green Power program. This grant was used to receive additional funding from the Washington State Department of Commerce for the solar array.



*Photo: Crossroads Community Center Solar Array*

## Transportation and Land Use

### 7. Commute Trip Reduction



The City of Bellevue is required by the state to maintain a Commute Trip Reduction (CTR) program, which is focused on employers citywide with 100 or more full-time employees. The city adopted an updated 2015-2019 CTR plan in September 2015. By state and city law, certain employers with 100 or more employees must provide Commute Trip Reduction programs. Through a WA State CTR grant, the city assists employers in developing and implementing CTR programs for their employees. The city also provides information about travel options in Bellevue to CTR and other employers, as well as individuals, through its Choose Your Way Bellevue travel options program.

As of December 2016, there were 57 affected worksites in Bellevue with 38,868 workers, which account for approximately 26 percent of all workers in the city. From 1993 to 2016, Bellevue's CTR-affected employers lowered the rate of people commuting by driving alone from approximately 76 percent to 61 percent. Downtown CTR employers reduced their drive-alone rate from 68 percent to 52 percent, and employers outside downtown reduced their rate from 81 percent to 72 percent. (Downtown performance is measured from 1995, the first cycle with reliable data for the downtown area.)



Citywide, these reductions correspond to nearly 3,000 vehicles removed from the daily commute, a line of cars roughly 7.6 miles long.

## 8. Increasing Bike and Pedestrian Access



Bellevue developed a Pedestrian and Bicycle Transportation Plan in 2009, and since then has made significant progress in expanding network of facilities for alternative modes of travel, such as walking and biking. Between 2009 and 2017, the city added 22.2 miles of pedestrian facilities, including sidewalks, multi-use trails, pedestrian trails, and shared shoulders. During the same time period, the city also constructed 35.8 miles of bicycle facilities, including 23.5 miles of bicycle lanes, along with bicycle shoulders, sharrow, and multi-use trails. At the end of 2017, there were 128.8 miles of bike lanes in Bellevue.

To provide another means of transportation in Bellevue, the city officially launched a bike share program in July 2018. Green, electric-assisted bikes are available for use citywide on streets, bike lanes, and sidewalks as part of a one-year pilot. Bike share provides people who live and work in Bellevue an alternative for getting around town without needing a car. The bikes are owned and operated by Lime, a private company that obtained a permit to use the public right-of-way to provide bike share services -- subject to specific conditions. These include requirements related to safety, parking, operations and data sharing. To obtain a permit, Lime paid a fee that reimburses the city for one-time and ongoing costs associated with managing the pilot.



## 9. Reducing Emissions with biodiesel and saving over \$25,000 a year

Bellevue's Fleet department switched to a new biodiesel made from cooking oil in 2015 and estimates a savings of \$25,000 per year. The new biodiesel, a blend of 80 percent petroleum diesel and 20 percent biodiesel known as B20, is produced from recycled cooking oil instead of virgin-crop oil, which will reduce the lifecycle greenhouse gas emissions by 16.5 percent as compared to petroleum diesel. The fuel will also be purchased at an average cost savings of 28 cents per gallon over the previous B15 blend, saving the city an estimated total of \$25,000 per year.

Biodiesel is a renewable, cleaner-burning diesel fuel replacement that is produced from a diverse mix of feedstock including recycled cooking oil, soybean, corn and canola oil, and animal fats. According to the EPA, biodiesel reduces greenhouse gas emissions by at least 57 percent for non-recycled oil and up to 86 percent for recycled cooking oil when compared to petroleum diesel. Under the new contract, over 51 percent of the recycled cooking oil will be sourced from a 50-mile radius of Seattle, ensuring that the fuel is made from local resources not shipped from across the country.

## Ecosystems and Open Spaces

### 10. Planted 8,892 trees in 2018 and Restored 7 Acres of forested land

Bellevue's Parks Department is hard at work managing the city's 2,700 acres of parks and open space.

Throughout the city's park and open space network, staff and volunteers plant thousands of trees each year, and restore natural areas to improve the health of the forest. In 2018, staff and volunteers planted 4,538 evergreen trees and 4,354 deciduous trees, and restored seven acres of forested land. In addition, the Parks department runs a variety of programs to engage residents in the city's parks and open spaces, such as the Stewardship Saturday program, Eco-Fridays, and a wealth of activities through the city's ranger stations. More recently, the City has launched a Tree Tours program, to educate Bellevue residents about the benefits of trees and learn about the natural history of our parks.

#### Environmental Restoration Education and Volunteer program numbers for 2018


*Bellevue Parks and Pacific Science Center at the Mercer Slough Environmental Education Center (PSC)*

Volunteers	1,571
Volunteer hours	3,482
Volunteer projects	58
Bellevue Parks Dept. Environmental Education Programs	267
Environmental Education Programs (with PSC)	3,975
Bellevue Parks Dept. Program participants	521
Program participants (with PSC)	17,069

## 11. Stream Health Assessment

In 2015 Bellevue’s City Council adopted the Storm and Surface Water Plan that included five strategic initiatives, including an Open Streams Condition Assessment. This initiative will utilize stream habitat surveys to collect data that will help inform stream protection and restoration planning by identifying data and information gaps, identifying restoration opportunities, and developing criteria for prioritizing streams and objectives throughout the city. Ultimately this will help form a strategic pathway to achieve the city’s vision for healthy streams.

This project relies on partnerships with streamside property owners who give permission to cross private property for data collection purposes. The city has received a positive response from property owners to date who have been willing to participate in this project.



## Waste

### 12. Greener Living Challenge partnership with King County Housing Authority

More than 200 members of the Boys & Girls Clubs of Bellevue learned about a variety of sustainable behaviors, such as using LED light bulbs and not flushing wet wipes, as part of a “Greener Living Challenge.” Over several weeks in the spring of 2017, the young people in three clubs learned how to reduce waste and conserve resources. The Boys & Girls Clubs joined with the King County Housing Authority and the City of Bellevue to develop a fun curriculum for students designed to immerse them in a specific environmental issue each of the weeks of the challenge.

Each week, a guest from a different city department visited the students and taught a hands-on activity, then provided a challenge for students to complete during that week. Challenges included:

- promoting recycling and waste reduction;
- using natural cleaners;
- eliminating contaminants from going down local storm drains and sewer pipes; and
- energy conservation.

The clubs, based in the Spiritwood Manor, Hidden Village and Eastside Terrace apartment complexes, were well-placed for the children to put the challenges into action. Families received tools to help implement the challenge at home, such as reusable recycling bags, car wash coupons and LED light



bulbs. Many students speak a language other than English at home and were able to act as ambassadors for the city by translating materials to teach everyone in their home.

### 13. Cafeteria Challenge



The City of Bellevue and Bellevue School District have challenged schools to reduce cafeteria waste for America Recycles Day, for the past seven years. The challenge was created to encourage schools to create and implement a lunch waste reduction campaign at the beginning of the school year. This year, staff and students used many strategies to encourage success, including: student skits, classroom presentations, assemblies, posters, announcements, costumes, charting progress, and competitions between lunches!

Schools weigh their garbage on the last day of the challenge in hopes that their work minimizes landfill-bound garbage. The schools with the lowest garbage per student win prizes, while the waste reduction behaviors continue throughout the school year.

A record number of schools participated in 2018, with twenty-one accepting the challenge, representing 14,000 students and staff.

According to the EPA, the average American student generates 67 pounds of lunch garbage per school year. On measurement day, all 21 participating schools combined generated 573 pounds of garbage for 13,700 students. Using reported weights from the contest day, the average Bellevue student would generate just under 7.5 pounds of garbage for the entire year. This is a less than twelve percent of the national average!

Winning schools get recycled, engraved trophies to display. The top elementary school, Puesta del Sol, will get lunch with the “Carbon Yeti”-the City of Bellevue’s furry, friendly, smaller carbon footprint mascot.



## 14. Multifamily Organics Pilot Program

Bellevue's citywide recycling rate has been around 40% for the past five years, with the recycling rate for single-family properties at about 67% and for multifamily/commercial properties at about 22%. It is typically more challenging to achieve higher recycling rates in multifamily buildings due to barriers and challenges with collection logistics, outreach and education, and high turnover within the targeted community.

In an effort to increase the recycling rate in the multifamily sector, the city partnered with the city's solid waste collection vendor, Republic Services, in 2017 and 2018 to pilot a program to expand organics service in apartment and condominiums in Bellevue.

Sixty-nine properties, with about 1,700 residential units, participated in the pilot programs. The program elements included:

- notification to property owners and managers,
- resident door-to-door education (welcome letter, organics poster, sample compostable bags),
- providing/offering kitchen food scrap collection baskets,
- compost bag dispenser units,
- installation of education/instruction posters and enhanced cart decals,
- follow-up cart monitoring for contamination, and
- follow-up door-to-door education

Inspection of the organics carts in the weeks following outreach showed minimal contamination.

Efforts to improve organics recycling in the multifamily/commercial sectors is a work in progress and the City will continue to focus future efforts in this area based on lessons learned from this program.



## Program Management

### 15. Achieved 4 STAR Certification through STAR Communities


Bellevue achieved a 4-STAR Community Rating for national leadership in sustainability. The city joins a small group of communities in the nation to receive this recognition from STAR Communities for its participation in the program. The nonprofit organization helps evaluate the livability and sustainability of American cities and counties.

Communities pursuing STAR certification accumulate points for their achievements across seven goal areas, which are used to determine their rating. These areas range from “climate and energy” to “economy and jobs” to “equity and empowerment.”

There are three STAR certification levels: 3-STAR Community (250-449 points); 4-STAR Community (450-649 points); or 5-STAR (650+ points). During the evaluation process, Bellevue racked up an impressive score of 549.07.

Several efforts stood out among Bellevue’s sustainability and livability initiatives. These highlights include:

- 73 percent of Bellevue residents live within 1/3 of a mile walk to a park, open space or trailhead.
- Bellevue’s 19 acres of parkland per 1,000 residents greatly exceeds the STAR target of seven acres.
- Per capita greenhouse gas emissions and energy usage in the city are declining.
- Bellevue has a number of programs and incentives in partnership with Puget Sound Energy to reduce energy use.



*Photo: Bellevue City Hall Green Roof.*

## 2013-2018 ESI Strategic Plan Implementation Progress

The following table summarizes the progress toward implementing the actions in the 2013-2018 ESI Strategic Plan. All of the actions from the plan are listed in the table, along with a brief description of the implementation progress, the status of the action, and potential next steps. The column, “Municipal or Community” refers to whether an action applies to Bellevue’s municipal operations or the community as a whole, or both. Each action has a status of implemented, initiated, not started, or barrier, which is defined below.

Status	# of Actions	Description	%
Implemented	34	Work has been incorporated into ongoing operations or has been completed.	60%
Initiated	21	Work has started / implementation is partially complete	37%
Not started	1	Work has not begun	2%
Barrier	1	Need to re-strategize approach. There is a barrier to implementing the action.	2%

#	Municipal or Community	ESI Strategic Plan 2013-2018 Actions	Implementation Progress	Status	Potential Next Steps
<b>Greenhouse Gas Emissions</b>					
<b>Goal: Measure, communicate, plan, and act to reduce citywide greenhouse gas emissions.</b>					
<b>STRATEGY: MITIGATE GREENHOUSE GAS EMISSIONS</b>					
1	M,C	Benchmark, report, and regularly monitor community and municipal GHG emissions.	<ul style="list-style-type: none"> <li>Municipal and Community GHG emissions are reported on annually, published on the city website, and reported to Council.</li> <li>Secured a U.S. Department of Energy grant from the Cities Leading through Energy Analysis and Planning program (CLEAP) to pioneer a new approach for analyzing trends in greenhouse gas emissions.</li> </ul>		Continue to conduct annual GHG emissions inventory.

#	Municipal or Community	ESI Strategic Plan 2013-2018 Actions	Implementation Progress	Status	Potential Next Steps
2	M,C	Make recommendations to City Council to adopt new targets for GHG emissions reduction.	<ul style="list-style-type: none"> <li>Reviewed best practice targets from peer communities and possible strategies for achieving various target.</li> </ul>	Initiated	Per direction from Council, develop recommendations for a GHG reduction target and a plan for achieving the target, as part of the ESI Strategic Plan update.
3	M,C	Determine the need for resiliency planning to minimize the negative impacts of a changing climate.	<ul style="list-style-type: none"> <li>Climate change has been integrated into the city's hazard identification and risk assessment.</li> <li>Participating in a UW Livable City Year project aimed at performing a high-level assessment of climate vulnerabilities in Bellevue.</li> <li>UW Climate Impacts Group staff presented on impacts of climate on rainfall to city staff.</li> </ul>	Initiated	<p>Begin to identify climate vulnerabilities in Bellevue.</p> <p>Develop roadmap for further study of climate vulnerabilities and plans to enhance resiliency.</p> <p>Participate in the Puget Sound Regional Climate Preparedness Collaborative.</p>

## Mobility and Land Use

**Goal: Significantly expand the use of convenient low- or zero-emission transportation for commutes in and through Bellevue.**

### REDUCE MUNICIPAL FLEET FUEL CONSUMPTION

4	M	Pursue Evergreen Fleets certification for Bellevue's fleet	Fleet is pursuing 100 Best Fleets recognition, instead of Evergreen Fleets certification.	Initiated	<ul style="list-style-type: none"> <li>Establish goals for greening the fleet and work with city departments to develop plans for greening the fleet.</li> <li>Review other green fleet certifications for relevance.</li> </ul>
5	M	Prioritize the purchase and use of alternative fuel vehicles for Bellevue's fleet; select the most efficient vehicle suitable for the job.	<ul style="list-style-type: none"> <li>Developed draft Green Fleet Guidelines and the city has implemented a Green Fleet fuel surcharge for all departments, to</li> </ul>	Initiated	Establish policies for the preferential purchase of greener vehicles.



#	Municipal or Community	ESI Strategic Plan 2013-2018 Actions	Implementation Progress	Status	Potential Next Steps
			<p>offset the cost of green fleet technologies.</p> <ul style="list-style-type: none"> <li>• Purchased 3 plug-in electric vehicles and 3 electric vehicles for Bellevue’s fleet, adding to an existing 126 hybrid vehicles.</li> </ul>		
6	M	Reduce idling through behavior change strategies and installation of idling reduction technology.	<ul style="list-style-type: none"> <li>• Installed Anti-idling signage and communications to Bellevue Service Center staff.</li> <li>• Implemented Idle Right and GRIP idle reduction technology in 70 vehicles.</li> </ul>	<b>Implemented</b>	Learn from pilots and expand usage of Idle Right and GRIP technology.
<b>EXPAND CONVENIENT, LOW EMISSION TRANSPORTATION OPTIONS</b>					
7	C	Improve transportation access and the proportion of nondrive-alone travel in Downtown Bellevue.	<ul style="list-style-type: none"> <li>• Updated the Commute Trip Reduction (CTR) Plan in 2015.</li> <li>• Required by WA State to maintain a CTR program focused on employers with 100 employees or more.</li> <li>• Contracted with King County Metro to assist employers with implementing their CTR programs.</li> </ul>	<b>Implemented</b>	
8	C	Continue and grow effective Commute Trip Reduction (CTR) and Transportation Demand Management (TDM) programs.	<ul style="list-style-type: none"> <li>• Contracted with Bellevue Downtown Association/TransManage to conduct trip reduction outreach and trip logging programs through the Choose Your Way Bellevue program.</li> <li>• Developed outreach similar to CTR for businesses with fewer than 100 employees and property managers.</li> <li>• Piloted SchoolPool program in 17 schools in Bellevue between 2016-</li> </ul>	<b>Implemented</b>	



#	Municipal or Community	ESI Strategic Plan 2013-2018 Actions	Implementation Progress	Status	Potential Next Steps
			2019, to promote carpooling to school.		
9	C	Explore alternatives to current concurrency methodology to include multimodal aspects of the transportation system.	Implemented Multi-Modal Level of Service (MMLOS) project to expand measurement, analysis, and planning for multiple transportation modes. Updated Transportation Standards code to reflect MMLOS best practices and incorporate into Transportation Design Manual.	Initiated	
10	C	Study the issues and opportunities related to minimum and maximum parking requirements.	A downtown parking study was funded in 2017 - 2023 CIP budget, as a follow up effort to the Downtown Livability Initiative.	Not started	This project may be delayed until after Eastlink Light Rail opens, in order to study the impact of light rail on parking needs.
11	C	Update and maintain the Bellevue Transit Plan as a guide for transit provision in the community; continue to collaborate with and support efforts by agency and community partners to build market share for transit among employees and residents.	The Transit Master Plan was adopted in 2014 and is being used to inform the King County Metro Connects Development program.	Implemented	<ul style="list-style-type: none"> <li>• Continue to advocate for Bellevue's Transit Plan.</li> <li>• Advocate for EV Charging Stations at the Eastgate and South Bellevue Park &amp; Rides.</li> <li>• Explore opportunities for priority to transit on roadways.</li> </ul>

#	Municipal or Community	ESI Strategic Plan 2013-2018 Actions	Implementation Progress	Status	Potential Next Steps
<b>CREATE A WALKABLE AND BIKEABLE CITY</b>					
12	C	Explore land use policies that lead to a greater mix of amenities within neighborhoods.	<ul style="list-style-type: none"> <li>Updated Comprehensive Plan in 2015 with enhanced land use policies to promote mixed-use development.</li> <li>Adopted a Complete Streets ordinance and associated Comprehensive Plan and code updates.</li> <li>Initiated the Great Neighborhoods neighborhood area planning process in 2018 and will update the neighborhood area plans for all of Bellevue's 14 neighborhoods over the next 7 years.</li> </ul>	Implemented	Continue to explore policies in future rezonings that will lead to a greater mix of amenities in neighborhoods.
13	C	Continue planning for transit-oriented development in key sub areas	Several efforts are underway to plan for transit-oriented development in Wilburton, East Main, and BelRed, to consider future land uses to allow for a greater mix of uses and density.	Implemented	
14	C	Increase accessibility of pedestrian and bike travel routes according to the Bellevue's Ped-Bike Plan.	<ul style="list-style-type: none"> <li>The city launched the Pedestrian and Bicycle Implementation Initiative in 2015 with a goal of creating two north-south, and two east-west Priority Bicycle corridors.</li> <li>Received \$1.7M in Transportation levy funds to implement Ped-Bike projects.</li> <li>Constructed approximately 35.8 miles of bicycle facilities in Bellevue from 2009 to 2017, including 23.5 miles of</li> </ul>	Implemented	

#	Municipal or Community	ESI Strategic Plan 2013-2018 Actions	Implementation Progress	Status	Potential Next Steps
			<p>bicycle lane, 4.6 miles of bicycle shoulder, 4.1 miles of sharrow and 3.6 miles of multi-use trail. At the end of 2017, there were 128.8 miles of bike lanes in Bellevue.</p> <ul style="list-style-type: none"> <li>Added 22.2 miles of pedestrian facilities from 2009 to 2017, including 15.7 miles of sidewalk, 3.7 miles of multi-use trail, 1.7 miles of pedestrian trail and 1.2 miles of shared shoulder.</li> </ul>		
15	C	Market, recognize, and promote cycling to increase bicycle ridership and pedestrian travel in the community.	Through the transportation demand management program and Choose Your Way Bellevue brand, the city promotes Bike-to-Work month each May and has held various bike safety and safe bike riding events.	Initiated	Implement the education and advocacy component of the Ped/Bike plan.
<b>REDUCE VEHICLE EMISSIONS</b>					
16	C	Right-size the community electric vehicle (EV) charging station infrastructure in Bellevue.	<ul style="list-style-type: none"> <li>Established policy to allow for the provision of EV charging stations in the ROW.</li> <li>Currently manage 26 EV charging stations, including 3 new chargers from Electrify America through the Volkswagen diesel emissions settlement.</li> </ul>	Implemented	<ul style="list-style-type: none"> <li>Monitor State EV readiness program and grant opportunities.</li> <li>Identify priority sites for EV Stations.</li> <li>Advocate for EV Charging Stations at Park &amp; Rides.</li> </ul>

#	Municipal or Community	ESI Strategic Plan 2013-2018 Actions	Implementation Progress	Status	Potential Next Steps
17	C	Continue upgrade of traffic signal management system to improve traffic flow.	<ul style="list-style-type: none"> <li>SCATS traffic adaptive signal upgrade project monitors traffic in real time and adjust signals implemented.</li> <li>Completed the Smart Mobility Plan, to plan for upgrades to the traffic management system and to plan for autonomous, connected, electric, and shared technologies.</li> </ul>	Implemented	
18	C	Consider mitigation tools for effectively reducing greenhouse gas emissions associated with development projects.	Part of Environmental Impact Statement (ESI) requirements for projects.	Implemented	Identify processes and procedures in the development process, for incorporating a GHG emissions impact analysis into major city projects.

## Energy and Water

**Goal: Ensure long-term access to clean energy and water while reducing the fiscal and environmental impacts of consumption.**

### IMPROVE PERFORMANCE OF MUNICIPAL BUILDINGS AND SITES

19	M	Continue to implement energy and water conservation retrofits and operational improvements for municipal facilities, street lights and traffic signals, and pump stations.	<ul style="list-style-type: none"> <li>Energy efficiency, conservation, and buildings retrofits are managed through Bellevue's Resource Conservation Manager program.</li> <li>Established an annual and short-term energy reduction target of reducing energy use by 10% by 2020, compared to 2015. As of September 2018, we've reduced electricity use by 7.8% and natural gas use by 9.1%.</li> </ul>	Implemented	Identify opportunities for additional energy and water efficiency retrofits and operational improvements.
----	---	--	--	-------------	---

#	Municipal or Community	ESI Strategic Plan 2013-2018 Actions	Implementation Progress	Status	Potential Next Steps
20	M	Increase the city's I.T. energy efficiency.	<ul style="list-style-type: none"> <li>Purchasing EPEAT hardware, certified electronics.</li> <li>Implemented NightWatchman shutdown software to automatically turn off computers at night, to save energy.</li> <li>Achieved a PUE - Power Use Effectiveness rating of 1.6 for the data center, and established a goal of 1.35.</li> </ul>	Implemented	
21	M	Continue to install and implement water-efficient landscaping and practices for streetscapes, park sites, city facilities, and city-maintained plantings.	<ul style="list-style-type: none"> <li>Addressed water-efficient landscaping in Parks Best Management Practices manual.</li> <li>The new Fire Station 10 is being designed to be certified as Salmon Safe.</li> </ul>	Implemented	<p>Establish a guiding framework for water efficiency best practices for city properties.</p> <p>Consider participation in certification programs such as Salmon Safe.</p>
22	M	Operate and build city facilities according to established high performance standards of EPA's ENERGY STAR and the USGBC's Leadership in Energy and Environmental Design (LEED), and pursue certification where possible.	<ul style="list-style-type: none"> <li>The Mercer Slough Environmental Education Center, Bellevue Botanical Garden Visitor Center, and Bellevue Youth Theater are all certified LEED Gold buildings.</li> <li>City Hall is a 94 (revised due to EPA database updates) Energy Star score.</li> </ul>	Implemented	Consider a policy requiring LEED for New Construction, LEED for Operations and Management, and/or Energy Star or a similar requirement for city facilities.
23	M	Establish an internal Revolving Loan Fund (RLF) to capture savings from efficiency upgrades and fund new projects.	<ul style="list-style-type: none"> <li>Requested in 2017-2018 budget proposal, but the effort did not receive funding.</li> <li>Approach to funding energy efficiency projects is to budget for each project as opportunities for increased energy efficiency arise, when equipment needs to be replaced.</li> </ul>	Barrier	Evaluate other strategies for innovative contracting for energy efficiency and other strategies for better capturing the economic benefits of energy efficiency projects, such as using the net present value or internal rate of return.



#	Municipal or Community	ESI Strategic Plan 2013-2018 Actions	Implementation Progress	Status	Potential Next Steps
<b>IMPROVE PERFORMANCE OF COMMUNITY BUILDINGS AND SITES</b>					
24	M,C	Establish energy use benchmarking and disclosure requirement for commercial and city buildings with more than 25,000 square feet and multifamily buildings with more than 20 units.	<ul style="list-style-type: none"> <li>The city adopted a resolution to require municipal energy benchmarking of facilities over 5,000 square feet in 2016.</li> <li>The city has partnered with the Smart Buildings Center to receive technical assistance to support analysis and disclosure of data.</li> </ul>	Initiated	Build on the findings of Urban Smart Bellevue and expand support for commercial benchmarking.
25	C	Encourage energy and water conservation and green building in Bellevue through the energy code and other tools.	Adopted 2015 building and energy codes, which went into effect on July 1, 2016.	Initiated	Consider a policy to allow for code amendments to "future proof" Bellevue buildings through Smart Building readiness. Consider requiring solar readiness or promoting this as a voluntary requirement. Consider increasing the requirement for EV charging readiness from 10% of parking spaces to a higher percentage. Identify possibilities for increasing water efficiency in buildings.
26	M,C	Reduce code barriers and streamline permitting processes for green building and renewable energy projects.	<ul style="list-style-type: none"> <li>Streamlined permitting process for rooftop solar.</li> <li>Evaluating opportunities for reducing barriers to advanced green building through an Advanced Green Building Pilot program.</li> </ul>	Initiated	Finalize and launch the Advanced Green Building Pilot program to incentivize the development of living buildings and other advanced green buildings.  Evaluate opportunities for

#	Municipal or Community	ESI Strategic Plan 2013-2018 Actions	Implementation Progress	Status	Potential Next Steps
					expedited green building permitting.
27	C	Move toward real-time energy and water consumption information for customers through electrical “smart-grid” technology and automated meter reads for water use.	Bellevue Utilities received funding and has initiated the process of implementing Advanced Metering Infrastructure (AMI) for water.	<b>Implemented</b>	PSE is implementing several different smart grid technologies to improve reliability and management of the grid.
<b>ENGAGE THE COMMUNITY ON BEST PRACTICES FOR CONSERVATION</b>					
28	M,C	Encourage municipal and private market participation in voluntary programs to drive energy and water conservation.	<ul style="list-style-type: none"> <li>Participated in the Georgetown University Energy Prize (GUEP) in 2014-2016, a voluntary program to promote municipal and residential energy efficiency and conservation.</li> <li>Was a lead partner in Urban Smart Bellevue, a downtown Bellevue program aimed at reducing energy use through strategic energy management.</li> </ul>	<b>Implemented</b>	Evaluate options for continuing energy efficiency and conservation outreach, building on the success of Urban Smart Bellevue and the GUEP.

#	Municipal or Community	ESI Strategic Plan 2013-2018 Actions	Implementation Progress	Status	Potential Next Steps
29	C	Conduct community awareness programs to encourage energy and water conservation practices and renewable energy purchases.	<ul style="list-style-type: none"> <li>Georgetown University Energy Prize resulted in over 1000 residents pledging to reduce energy use.</li> <li>Solarize campaigns resulted in 88 solar arrays, totaling 559 kW, installed in 2014 – 2015.</li> <li>Green Power Challenge in 2015 resulted in 543 residents and businesses signing up for green power from PSE.</li> </ul>	Implemented	
<b>SUPPORT RENEWABLE ENERGY</b>					
30	C	Implement renewable energy projects and study the potential for district energy sub-areas in Bellevue.	<ul style="list-style-type: none"> <li>Implemented solar arrays at the Bellevue Service Center and Crossroads Community Center.</li> <li>Facilitated the acquisition and implementation of solar arrays at the Kidsquest museum and Boys and Girls Club.</li> <li>Achieved SolSmart Bronze designation as a solar-friendly community.</li> <li>Signed up for PSE Green Direct program to purchase renewable energy for city facilities.</li> </ul>	Initiated	

#	Municipal or Community	ESI Strategic Plan 2013-2018 Actions	Implementation Progress	Status	Potential Next Steps
<b>Materials Management and Waste</b>					
<b>Goal: Inspire systemic change that will reduce negative impacts to land, air, water, materials, and energy resources from existing consumption and waste practices.</b>					
<b>INCREASE COMMUNITY RECYCLING, COMPOSTING, AND WASTE REDUCTION OPPORTUNITIES</b>					
31	C	Provide additional reuse, recycling, and repair opportunities for Bellevue residents and businesses	Utilities organizes ongoing reuse, recycling, and repair events and opportunities throughout the year.	Implemented	
32	C	Integrate "toward zero waste" principles in outreach and education materials; promote the reduction of plastic packaging waste.	Utilities has begun to incorporate "toward zero waste" principles and messaging into some materials.	Initiated	Continue to integrate "toward zero waste" principles into outreach and education materials
33	M,C	Provide city policy support for product stewardship programs as an alternative to rate payer-funded recycling programs.	Incorporated into city legislative agenda.	Implemented	
34	M,C	Work to reduce, reuse, and recycle construction waste from building projects throughout Bellevue.	King County implemented new requirements around construction and demolition (C&D) waste which they are enforced throughout the county. City construction contracts note that contractors must follow all applicable state and local laws.	Initiated	Educate project managers on new regulations. Consider other strategies for ensuring C&D waste is recycled.
35	C	Improve building codes to require multifamily and commercial buildings to provide sufficient space for recycling and food waste collection, along with garbage.	Received recommendations for improvements through the Regional Code Collaboration solid waste working group.	Initiated	Update Land Use and/or Utilities code to clarify recycling space requirements and account for multiple waste streams.



#	Municipal or Community	ESI Strategic Plan 2013-2018 Actions	Implementation Progress	Status	Potential Next Steps
<b>INCREASE MUNICIPAL RECYCLING, COMPOSTING, AND WASTE REDUCTION</b>					
36	M	Compost all organics generated by city operations.	Organic waste collection at City Hall, BSC, all fire stations.	Initiated	Evaluate the logistics and feasibility of composting at Parks facilities
37	M	Reduce waste going to landfill generated by city facilities and events.	Presentations to departments. Recycling at all city facilities and organics collection at City Hall, BSC, and fire stations.	Implemented	Expand organics collection to all city facilities, as feasible. Establish a policy and improve guidelines for recycling and organics collection at all city events.
38	M	Continue programs to educate employees and the organization about our waste generation, recycling, and composting rate.	<ul style="list-style-type: none"> <li>Ongoing presentations to departments on best practices for recycling and composting in city facilities and for events.</li> <li>Developed green purchasing guide and guide for greening events.</li> <li>Updated signage in city facilities for waste diversion.</li> </ul>	Implemented	
<b>IMPROVE GREEN PURCHASING PRACTICES AND REDUCE MATERIAL CONSUMPTION IN MUNICIPAL OPERATIONS</b>					
39	M	Evaluate and develop green purchasing procedures	The green procurement team has developed green purchasing procedures and guidelines.	Implemented	
40	M	Develop a strategy to reduce consumption of paper products by shifting to electronic documents and file-sharing.	Implemented tablets for field staff, City Council meetings, and boards and commissions, along with an online building permit system.	Implemented	Continue to transition boards and commissions to electronic document sharing, as feasible.

#	Municipal or Community	ESI Strategic Plan 2013-2018 Actions	Implementation Progress	Status	Potential Next Steps
41	M	Operate facilities to LEED-certified O&M standards for Materials and Resources and Indoor Environmental Quality criteria.	Green purchasing options exist for greener chemicals, compostable food serviceware, biofuel, computers, televisions, monitors, paper, office supplies, furniture, and paint.	Initiated	<ul style="list-style-type: none"> <li>• Verify that our operations comply with LEED for O&amp;M.</li> <li>• Identify which procedures and contracts which need to be updated to meet LEED O&amp;M standards.</li> </ul>

## Ecosystems and Open Spaces

**Goal: Repair the integrity of natural systems in and around Bellevue to the highest of standards, which will allow residents, fish, and wildlife to thrive.**

### INCREASE TREE CANOPY CITYWIDE

42	C	Research, develop, and implement policies to reverse tree canopy loss trends and restore and maintain the function of existing wetlands.	<ul style="list-style-type: none"> <li>• Established a 40% tree canopy target in the Comprehensive Plan update in 2015.</li> <li>• Updated Clearing and Grading permit requirements in 2016, and now require a permit for the removal of 5 or more trees in 3 years.</li> <li>• Wetlands managed by city and protected by critical areas.</li> <li>• Formed tree canopy working group.</li> <li>• Performed an assessment of the tree canopy and found the tree canopy is currently at 37%.</li> </ul>	Initiated	Continue to evaluate best practice policies and programs for tree preservation.
43	C	Conduct gap analysis and develop specific strategies for forest canopy sub-areas and zones within Bellevue.	Performed tree canopy analysis and assessed the tree canopy for different land use types and neighborhoods. Performed a high-level “possible planting area” analysis, to identify areas potentially suitable for additional tree canopy.	Initiated	<ul style="list-style-type: none"> <li>• Incorporate tree canopy goals and sidewalk/planting strip requirements into sub-area planning.</li> <li>• Develop plans and strategies for increasing tree canopy in</li> </ul>

#	Municipal or Community	ESI Strategic Plan 2013-2018 Actions	Implementation Progress	Status	Potential Next Steps
					neighborhoods and in land use zones.
44	C	Address the loss of tree canopy on private land in Bellevue.	<ul style="list-style-type: none"> <li>Updated permit requirements to require a Clearing and Grading permit for the removal of 5 or more trees over a 3 year period.</li> <li>Received King Conservation District funding for education and outreach around the value of trees.</li> </ul>	Initiated	<ul style="list-style-type: none"> <li>Evaluate options for preventing additional loss on private lands and for mitigating the loss of trees.</li> <li>Evaluate options for tracking loss of trees on private land, through the permitting process.</li> </ul>
45	C	Develop a specific right-of-way (ROW) strategy to retain and increase tree canopy.	<ul style="list-style-type: none"> <li>Conducted an inventory of trees in the ROW and in Parks.</li> <li>Parks has developed a Street Tree Management Plan which addresses maintenance of trees.</li> </ul>	Initiated	<ul style="list-style-type: none"> <li>Identify suitable spaces for enhancing tree canopy in the ROW.</li> <li>Develop a strategy for addressing tree species which are not suitable for their current location.</li> <li>Complete the update of the Trees, Weeds, and Vegetation code, which is part of the Transportation code.</li> </ul>
<b>IMPROVE ECOLOGICAL CONDITIONS FOR FORESTS, STREAMS, WETLANDS, AND WILDLIFE</b>					
46	C	Improve the health of existing forests and wetlands by removing invasive species, improving the health of native	7 acres/year of natural areas are proactively restored each year through staff and volunteer efforts.	Implemented	Assess health of Bellevue's urban forest and develop a long-term strategy for forest restoration.

#	Municipal or Community	ESI Strategic Plan 2013-2018 Actions	Implementation Progress	Status	Potential Next Steps
		trees, and reducing soil compaction			
47	C	Monitor and report on the health of public urban forests, stream habitat, and fish.	The city measures the health of its natural habitat through an annual Health Study	<b>Implemented</b>	
48	C	Conduct a coordinated outreach and education campaign for residents and businesses.	<ul style="list-style-type: none"> <li>• Outreach and education conducted by Stream team, Parks Visitors centers, and Botanical garden.</li> <li>• Initiated new education and outreach program around the value and benefits of trees.</li> <li>• Launched Tree Tours program, to educate residents about trees in Bellevue’s parks and neighborhoods.</li> </ul>	<b>Implemented</b>	
49	C	Build, connect, and protect contiguous trails and wildlife habitat corridors.	<ul style="list-style-type: none"> <li>• Parks and Open Space Acquisition fund supports the creation of corridors to improve crossings.</li> </ul>	<b>Implemented</b>	<ul style="list-style-type: none"> <li>• Identify priority habitat corridors for preserving and enhancing and incorporate into departmental plans.</li> <li>•</li> </ul>
50	C	Create healthy stream habitats by removing stream passage barriers, adding wood and pools, reducing scouring flows, and reducing stream temperature. Resume habitat assessment monitoring according to Endangered Species Act guidelines.	Incorporated into Parks property management practices. Utilities performs annual salmon counts.	<b>Implemented</b>	



#	Municipal or Community	ESI Strategic Plan 2013-2018 Actions	Implementation Progress	Status	Potential Next Steps
51	C	Establish a cross-departmental effort to develop an Aquatic Habitat Plan and establish clear objectives and roles for stream health.	<ul style="list-style-type: none"> <li>Reporting on health of streams and fish through the BIBI Index.</li> <li>Health of urban trees measured through the Forest Conditions Study.</li> </ul>	Implemented	
<b>IMPROVE NATURAL STORMWATER RETENTION SYSTEMS AND REDUCE CHEMICAL USE</b>					
52	C	Maintain and increase pervious surfaces and natural stormwater retention features throughout the city.	Addressed through updated NPDES and through Green Factor low impact development requirements for downtown Bellevue.	Implemented	<ul style="list-style-type: none"> <li>Complete update to the streetscape design guidelines for BelRed to incorporate best practice low impact development features.</li> <li>Implement green stormwater infrastructure (GSI) recommendations from the Grand Connection Framework plan.</li> <li>Identify opportunities to incorporate GSI guidelines into planning for the Wilburton area.</li> </ul>
53	M,C	Continue to ensure city and contracted staff use Integrated Pest Management (IPM) techniques, leading to reduced use of pesticides, and promote the benefits to the community.	Part of Parks Environmental Management Plan and is required by the State Department of Agriculture.	Implemented	

#	Municipal or Community	ESI Strategic Plan 2013-2018 Actions	Implementation Progress	Status	Potential Next Steps
<b>SUPPORT PRESERVATION OF OPEN SPACE AND AGRICULTURE</b>					
54	C	Preserve land for open spaces, forests, parks, and agriculture.	The city has preserved parks and open space and added 182 acres of open space since 2011.	<b>Implemented</b>	
55	C	Support local agriculture through partnerships and community events.	<ul style="list-style-type: none"> <li>The city supports 80 p-patches and leases agricultural property to Farmer Frog, the Blueberry Farm, and the Agricultural Farm in Lake Hills.</li> <li>The city supports the annual Strawberry and Blueberry Festivals and provides education at these events and through the Master Gardeners program and display garden.</li> <li>The Fresh Bucks program is available at the downtown Bellevue Farmers Market, which enables residents to use SNAP funds at the markets for fresh produce.</li> </ul>	<b>Implemented</b>	<ul style="list-style-type: none"> <li>Evaluate opportunities for expanding local agriculture and implementing the goals of the King County Local Food Initiative in Bellevue.</li> <li>Implement the Fresh Bucks program at Crossroads farmers market, to enable the use of SNAP funds at the markets.</li> </ul>

#	Municipal or Community	ESI Strategic Plan 2013-2018 Actions	Implementation Progress	Status	Potential Next Steps
<b>IMPROVE AIR QUALITY</b>					
56	C	Identify and reduce sources of particulate matter affecting Bellevue's air quality.	The PSCA station in Bellevue only tracks PM2.5 (fine particulate matter). Bellevue is well within EPA air quality attainment levels for PM 2.5 for 2013-2016 (with an average of 4.9 µg/m3. Attainment max is 15 µg/m3).	<b>Initiated</b>	<ul style="list-style-type: none"> <li>• Incorporate air quality concerns into planning for Grand Connection, Wilburton, and BelRed, especially for projects near I405 and 520.</li> <li>• Determine if we need additional air quality data.</li> <li>• Identify community response options and information for wildfire smoke hazards.</li> </ul>
57	C	Reduce idling through infrastructure improvements, education, and policy.	Upgraded traffic signals reduce idling at traffic lights.	<b>Initiated</b>	<ul style="list-style-type: none"> <li>• Evaluate potential for a community-wide anti-idling campaign, perhaps through a partnership.</li> <li>• Look at opportunities for anti-idling campaigns at schools, during pick-up times.</li> </ul>