

2020-2025

King County Parks, Recreation, Trails, and Open Space Levy

King County
Parks & Recreation Division
Department of Natural Resources & Parks

June 2019

 King County

PARKS

Your Big Backyard



2002

Parks Business
Transition Plan



2004

KC O&M levy



2008

KC O&M renewal
AND OS/Trails/Zoo
levies



2014

KC replacement
levy (combines 2
levies)



2020

KC Parks, Recreation,
Trails and Open
Space Levy

Parks Levy Goals



EXISTING PARKS & TRAILS

Take care of King County's existing system of parks and trails, ensuring the system remains clean, safe and open.



INCREASE ACCESS

Make parks and recreation opportunities more accessible for all King County residents to enjoy.



REGIONAL TRAILS

Improve regional trails and mobility, ensuring that essential connections are completed and existing trails are maintained.



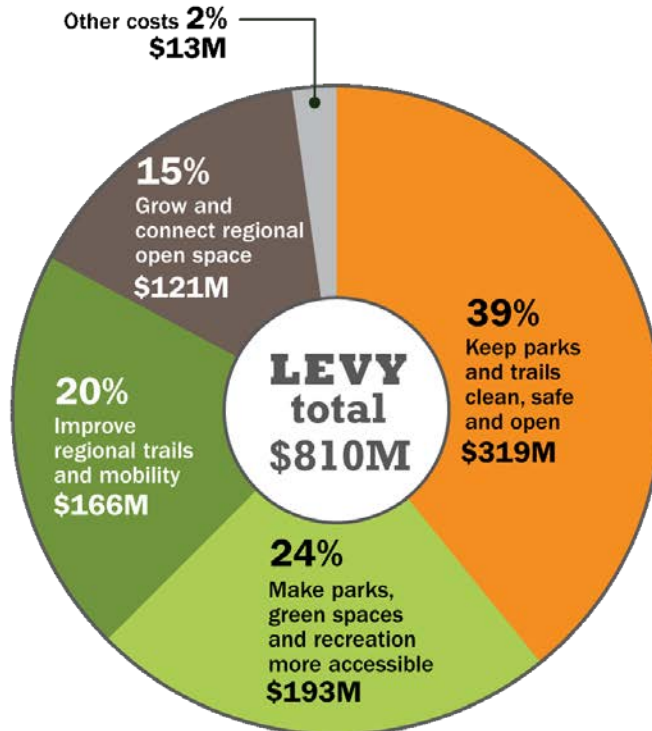
OPEN SPACE

Grow and connect regional open space and natural lands, protecting habitat important for fish and wildlife and providing recreation opportunities.

This levy is developed to:

- Keep King County's 200 parks, 175 miles of regional trails & 28,000 acres of open space and trails clean, safe and open.
- Keep pace with our growing region by expanding and improving access to parks and recreation for all King County residents.





note: the sum of sections is greater than levy total due to rounding

Generates an estimated \$810 million over the next six years to:

- Expand and connect regional trails and open space
- Improve access to green space and recreation
- Keep the county's parks and trails clean, safe and open

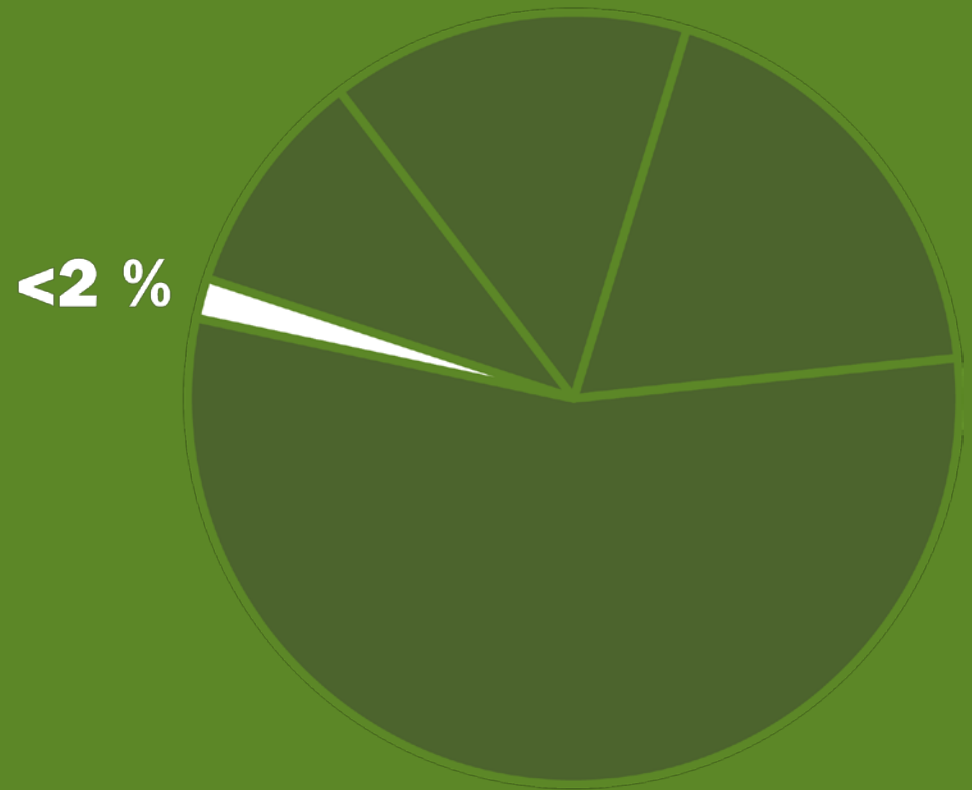
Costs 18.32 cents per \$1,000 of assessed property value

OR

This is \$7.60 per month – which is \$2.25 more than what residents currently pay for a home valued at \$500,000.

What does this mean for a homeowner?

Average Property Taxes for Households across King County (city dependent)



Keep our parks and trails clean safe and open

\$318.5 Million | 39%

Operations and Maintenance: \$277M

- 200 Parks
- 175 Miles of regional trails
- 28,000 Acres and growing of open space
- 215 Miles of backcountry trails
- 155,000 Acres of conservation easements

Active Recreation Repair & Renovation: \$41.5M

- 5 Facilities/sites
- 11 Synthetic turf ballfield replacements
- 6 Play area rehabilitations
- 5+ Backcountry trail rehabilitations
- 3 Trailhead access improvements
- 3 Sport court and grass ballfield replacements





Make parks, green spaces and recreation more accessible \$192.6 Million | 24%

New & Expanded Grant Programs

Community Partnerships & Grants: \$9M

For partners to design, build or program new and enhanced public recreation facilities on County or city-owned lands

Targeted Equity Grants: \$10M

To increase access to and use of recreation facilities in communities that are currently underserved or for people with disabilities

City Capital and Open Space Acquisition Grants: \$25M

For parks capital improvements and land acquisition

Public Pools Grants: \$44M

For capital needs at new or existing aquatic facilities

Make parks, green spaces and recreation more accessible cont.

\$192.6 Million | 24%

Pass Through Funding

KC Cities and Towns : \$60M

- For any local parks and recreation purpose
- Listened to our cities and increased funding by ~70%

Woodland Park Zoo: \$36M

Continue environmental education and conservation programs

Seattle Aquarium: \$8M

Towards capital construction of the Ocean Pavilion



Photo Credit: Woodland Park Zoo



Photo Credit: Seattle Aquarium

Improve regional trails & mobility

\$165.6 Million | 20%

Expanding & Connecting Regional Trails

- East Lake Sammamish Trail
- East Lake Sammamish Trail - Redmond Light Rail Extension
- Eastside Rail Corridor
- Foothills Trail
- Green to Cedar Trail
- Green River Trail Extension-North
- Green River Trail in Kent
- Interurban to Burke-Gilman Trail Connection
- Interurban South – major maintenance investments
- Interurban South connection in Milton
- Kirkland Green Loop Trail
- Lake to Sound Trail
- Soos Creek Trail
- Wayne Connector to the Burke-Gilman Trail



Eastside Rail Corridor

- Invests ~\$51M in ERC
- 11.8 miles of the 16-mile King County ERC trail opened
- Connects Bellevue to Kirkland, Redmond and Woodinville
- Enables trail users to access other regional trails

*** 118th Connector & 32nd St Trestle**

Connects the I-90 trail to the ERC in Bellevue (at 118th street via 32nd street)

*** Wilburton Trestle & North Trestle Gateway**

Connects the trails from WSDOT ROW across trestle to SE 5th in Bellevue

*** NE 8th Street Bridge Crossing**

Constructs the bridge crossing over NE 8th St and to the Sound Transit link station in Bellevue

*** 520 Trail Connector**

Connects the SR 520 Trail at Northrup Way in Bellevue

Woodinville Interim Trail

Builds interim trail from the north end of the Cross Kirkland Corridor to the Redmond Central Connector and continues north to 145th Street in Woodinville

145th Street Crossing

Creates a safe crossing at 145th St and SR202 in Woodinville

*** Projects in the City of Bellevue**



Grow and connect regional open space

\$120.5 Million | 15%

King County Open Space Acquisition/ Land Conservation: \$98.5M

- Supports passive recreational uses, regional trails and open space lands
- Water access acquisition along Burke-Gilman trail

Open Space River Corridors Grants: \$22M

To protect, restore, and provide recreation opportunities in river corridors and green spaces

Investments in and around Bellevue

- **Eastside Rail Corridor - \$51 M**

- **Pass Through Funding for Bellevue Parks & Trails - \$4.4 M**

- **New and Expanded Grant Funding for cities - \$110 M**

- **Parks Infrastructure**

- Marymoor Park**

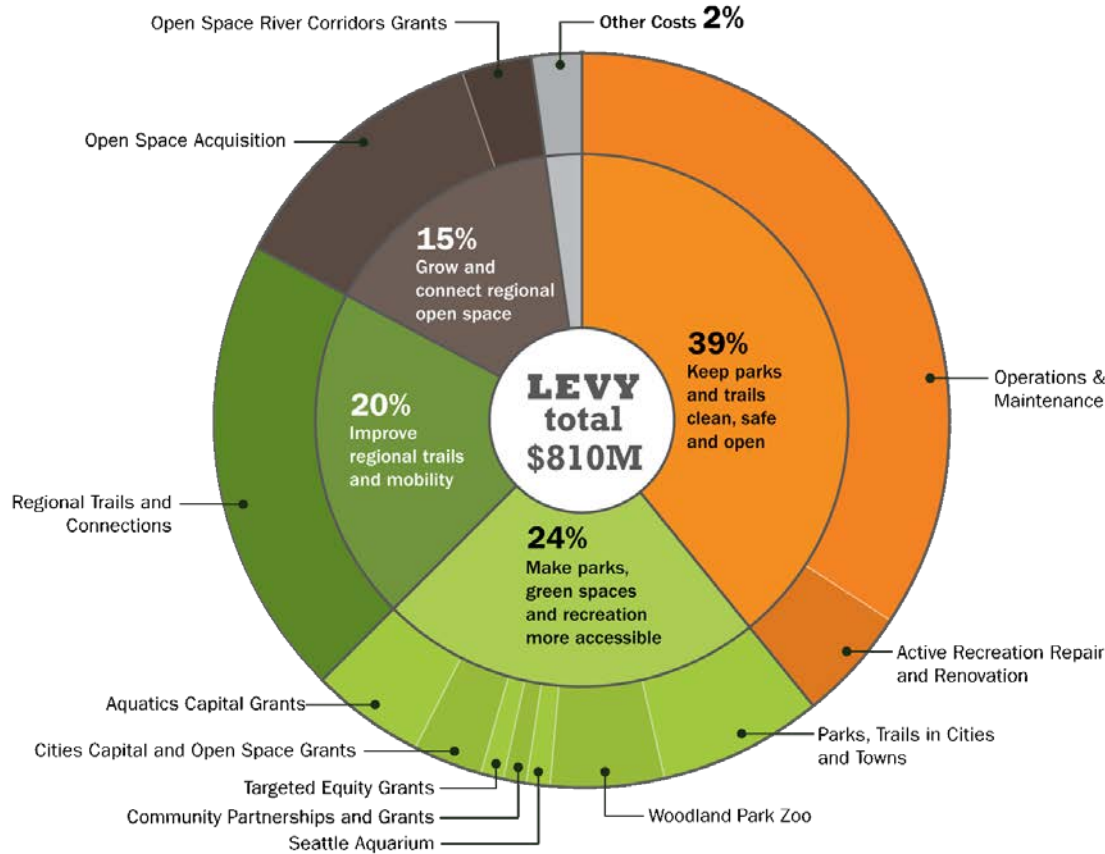
- Repair and renovation of aging facilities, parking lots and pathways
 - Update and replace playground equipment

- Cougar/Squak Mountain**

- Reconstruct backcountry trails

2020-2025 Parks, Recreation,
Trails, and Open Space

LEVY Measure



Investments Summary

Keep parks and trails clean, safe and open	\$318.5 M
Operations & Maintenance	\$277 M
Active Recreation Repair	\$41.5 M
Make parks, green spaces & recreation more accessible	\$192.6 M
Aquatics Capital	\$44 M
Cities Capital and Acquisition	\$25 M
Targeted Equity	\$10 M
Community Partnerships	\$9.6 M
Parks in Cities/Towns (pass thru)	\$60 M
Woodland Park Zoo	\$36 M
Seattle Aquarium	\$8 M
Improve regional trails & mobility	\$165.6 M
Grow and connect regional open space	\$120.5 M
Open Space Acquisition	\$98.5 M
Open Space River Corridors	\$22 M
Other costs	\$13 M
TOTAL	\$810.2 M

Timeline

Completed



**February
2019**

Executive proposal
transmitted to
King County Council



**April 17,
2019**

King County Council
adopted legislation to
put Parks Levy on ballot

Upcoming



**August 6,
2019**

Election



King County

PARKS

Your Big Backyard