

EASTSIDE MEN'S SHELTER AND SUPPORTIVE HOUSING

A partnership between City of
Bellevue, King County, King County Public Health, Congregations for
the Homeless and Imagine Housing.

Bellevue City Council – November 28, 2016

Presenting:

Steve Roberts & David Bowling, Congregations for the Homeless

Sibyl Glasby & Rachel Mathison, Imagine Housing

Kate Berens, Deputy City Manager

Dan Stroh, Planning Director

Major Carl Kleinknecht, Bellevue Police

Mike McCormick Huentelman, Neighborhood Outreach Manager

Presentation Overview

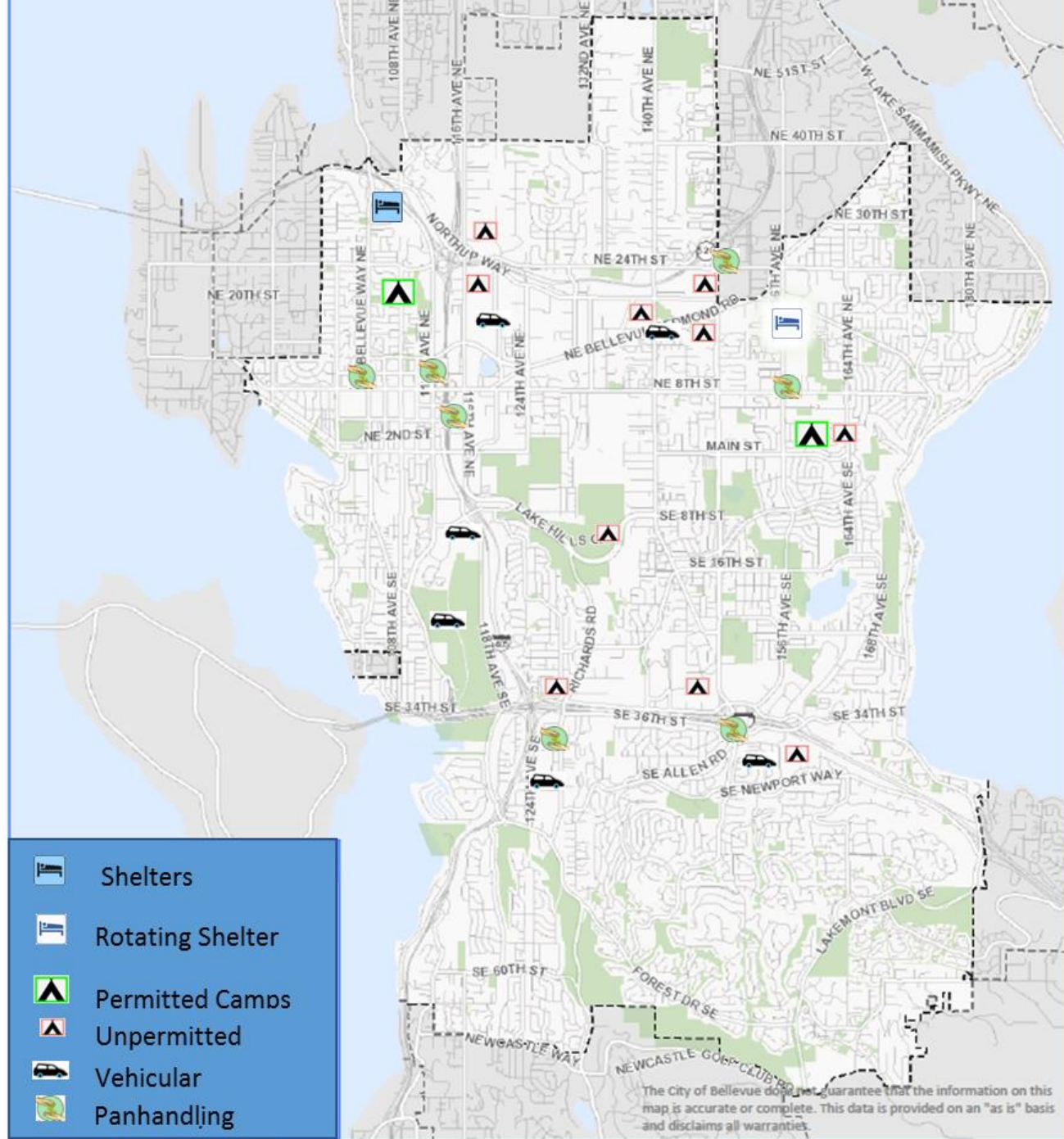
- Context
 - Homelessness in Bellevue
 - Homeless services overview
 - Outreach for proposed shelter and housing project
- Questions on Shelter and Housing Operations and Outcomes
 - Congregations for the Homeless
 - Imagine Housing
- Questions on Safety and Security
- Next Steps

Homelessness in Bellevue

- 1,200 homeless persons served in Eastside shelters last year
 - 139 men in year-round & 571 men in winter shelter
- 245 people sleeping outside in 2016 Eastside One Night Count of unsheltered individuals
- 252 children enrolled in Bellevue School District's homeless student program
- Bellevue Police and Park Rangers report:
 - Average of 10 unpermitted encampments in open space or rights-of-way
 - 50 vehicles being used for housing in 2016, up from 30 in 2015

Homelessness is increasingly visible in all parts of Bellevue.

Snapshot of known citywide response to homelessness in Bellevue (July 2016)



Homelessness Response in Bellevue

Homeless Support and Intervention Range of Tools

Outreach	Support Services	Facilities	Enforcement
Outreach Workers (prevention/intervention)	Case Management (prevention/intervention)	Day Center	Laws, Policies and Ordinances
Case Management	Access to Services (timely)	Shelters	Code Compliance
Fire Cares	Mental Health Counseling	Safe Parking Lots	Police
Mobile Crises Team	Addiction Recovery	Rapid Re-Housing	Camp Site Cleanup
Emergency Response	Opiate Task Force	Supportive Housing	Residential Parking Zones
Community Partnerships	Fire	Affordable Housing	

Homeless Housing in Bellevue

Program	Neighborhood Areas
CFH Rotating Shelter: 35 beds 10 host churches in Bellevue, 1 in Medina, 1 in Redmond	Downtown, Northwest Bellevue, Eastgate, Lake Hills, Woodridge, Crossroads, Factoria, Bridle Trails
CFH Men's Winter Shelter: up to 100 bed capacity	2008-2011: Crossroads 2011-2013: Northeast Bellevue 2013-2016: BelRed 2016-2019: Wilburton
CFH Day Center	2012-2015 Downtown 2016-2019: Wilburton
The Sophia Way Women's Day Center and Shelter: 21 beds	Northwest Bellevue
Catholic Community Services Winter Family Shelter	Crossroads & Northeast Bellevue
Catholic Community Services Women's Shelter	Crossroads & Northeast Bellevue
Hopelink: 20 units housing for formerly homeless	West Bellevue
CFH Permanent supportive housing: 80 men housed	Scattered homes and apartments

Council Shelter Actions

- 2008 – present: City funding for winter shelter
- 2014-15 Council Vision Priorities
- 2015 ARCH funding approved (no site)
- 2015 Interest Statement on Homelessness
- 2015 Updated Comprehensive Plan Policies
- 2016-17 Council Vision Priorities
- 2016 Letter of Agreement with King County

Public Outreach

News Releases and Media Stories

City website, social media posts

It's Your City and Neighborhood News

Immediate outreach to surrounding businesses and residential neighborhoods

Stakeholder briefings

Community Meetings

<http://www.bellevuewa.gov/eastside-mens-shelter.htm>

Public Comment

Favorable

- Addressing Real Eastside Need
- Competence of CFH and Imagine Housing
- Support for Location and Coordination of Support Services

Opposed

- Proximity to Residential, Schools, Bellevue College
- Crime and Public Safety
- 'Low Barrier' shelter
- Frustration with Public Process

Primary Questions

How does Bellevue approach homelessness on the Eastside?

What exactly is included in this project?

What has been the impact of the homeless shelter on crime for the surrounding community?

What is the timeline for the public engagement and the decision on this site?

Congregations for the Homeless



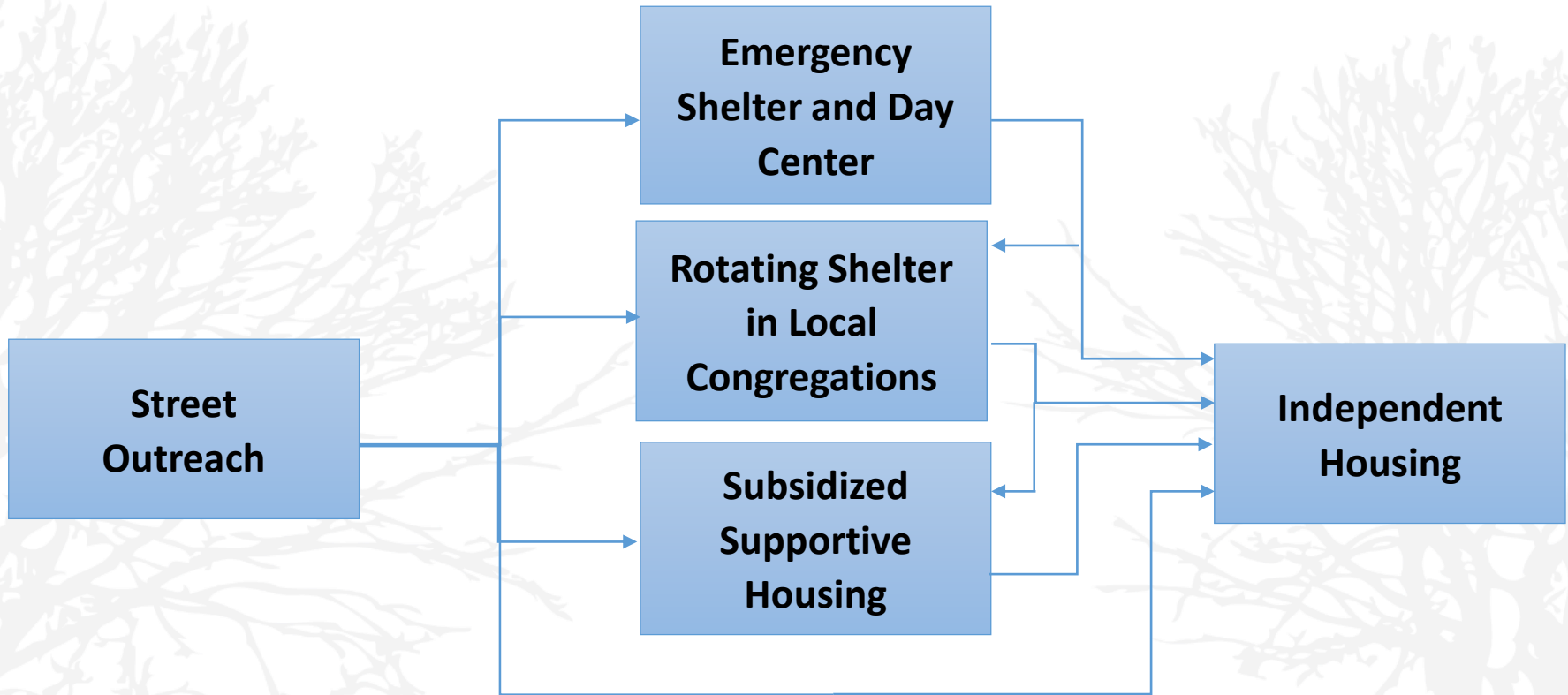
End homelessness on the Eastside
by helping men make the transition from life on the
street to stable, independent living.

Congregations for the Homeless

- Rotating Shelter 1993 (35 men)
- Case Management 2005
- Subsidized Housing 2006 (80 men)
- Winter Shelter 2008 (range 75-100 men)
- Day Center 2013 (50-70 men per day)
- Outreach 2014

- Experience and capacity to undertake this role

Multiple Paths to Independent Housing



Proposed Men's Shelter & Supportive Housing Program

Congregations for the Homeless (CFH)

- Emergency Shelter - 100 beds
- Drop-in Day Center & Cafeteria
- Complementary associated services on-site
 - Medical and dental services Housing placement
 - Case management Mental Health services
 - Employment support DSHS benefit enrollment
 - Addiction recovery Legal assistance

Imagine Housing

- Service-enriched affordable housing

Who CFH Serves

571 men served in the 2015-16 winter shelter

54% Bellevue residents

34% other Eastside

Of those:

- 75% were between the ages of 25 and 55
- The highest race/ethnicity group was White at 66%, followed by Black at 22% and Asian 8%
- 29% self-report a disability
- 10% have a military background

Shelter Entry Requirements

- Life safety purpose
- Information asked at intake
- Entry requirements
 - Behaviorally-based
 - No weapons, no drugs, no alcohol
 - Additional steps for sex offenders

Shelter & Day Center Operations

- Shelter Opens
- Dinner served, community formed, case management appointments, etc
- Curfew – no one turned away into neighborhood
- Breakfast served, transition to day services
- Day Center Opens, Shelter dorm closed
- Case Management, Counseling, Resources, Visiting professionals from VA, Addiction, Mental Health Counseling, Medical, Dental etc.

Safety and Security

- Safety is Paramount
 - Safety for Community
 - Safety for Clients
 - Safety for Staff

Rules developed based on each community

Staff trained in conflict management

Collaboration with Police

- Police have resource for people in distress
- Respond to staff requests for assistance
- Collaboration with Neighbors and Community

Performance Measures

- Life Safety purpose
- 40-50% Winter shelter residents have transitioned to the Rotating Shelter
- Proposed facility will be designed to increase engagement and connection to resources
- Goal is to move men to permanent housing as quickly as possible

Imagine Housing

Velocity



58 units (studio-3 bedrooms)
Kirkland

Andrew's Glen



40 units (studio-2 bedrooms)
Bellevue

Francis Village



61 units (studio-2 bedrooms)
Kirkland

Andrew's Arms



14 units (1-3 bedrooms)
Issaquah

Terrace Hill



18 units (2 bedrooms)
Redmond

Chalet



18 units (2 bedrooms)
Bellevue

Ellsworth House



59 units (1 bedrooms)
Mercer Island

Kirkland Plaza




24 units (1 bedrooms)
Kirkland

Andrew's Heights



24 units (1-4 bedrooms)
Bellevue

Highland Gardens



51 units (studio-5 bedrooms)
Issaquah

Johnson Hill



38 units (2-3 bedrooms)
Issaquah

Mine Hill



28 units (1-3 bedrooms)
Issaquah

Rose Crest at Talus



51 units (1-4 bedrooms)
Issaquah



Imagine Housing
building eastside communities

Recent Developments

Velocity, South Kirkland Park & Ride



Andrew's Glen, Bellevue





Francis Village, Kirkland



Shelter and Permanent Housing Inspiration

Cheryl Chow Court, Seattle



Eastside Men's Shelter and Supportive Housing

Preliminary Vision



Safety and Security: Overview

- Bellevue Police Experience with Homelessness Response
 - Increase in unpermitted encampments
 - Mobile Crisis Team
 - Addition of CFH Homeless Outreach services
 - Lack of shelter space impacts ability to enforce trespass in public spaces

Safety and Security: Site Assessment

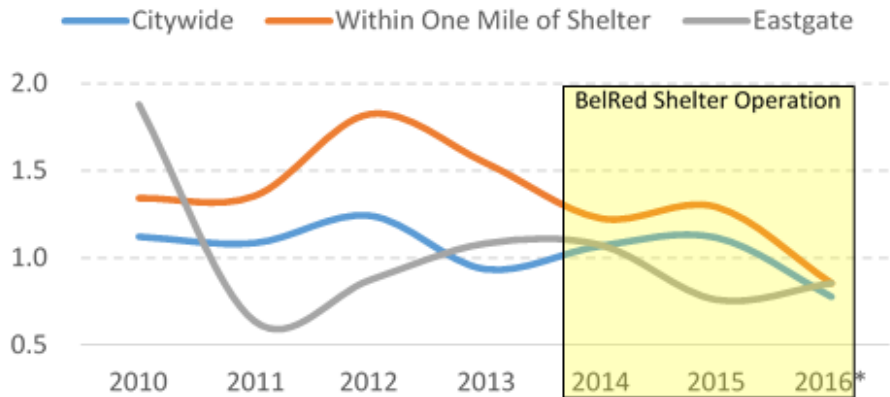
- Existing activity in the hillside area
 - Bike Patrol
 - Recommend changes to vegetation
 - Recommend addition of lights and call box on trail to Bellevue College (regardless of shelter project)
- Existing security in place with all neighboring properties
- Continue working with CFH and community identifying to plan for security

Safety and Security: Crime Statistics Analysis

- Bellevue is a safe city
- Existence of a shelter has not impacted violent crime rates against persons
- Existence of shelter may influence increase rates of some property crimes
- Reasonable to expect increase calls for service

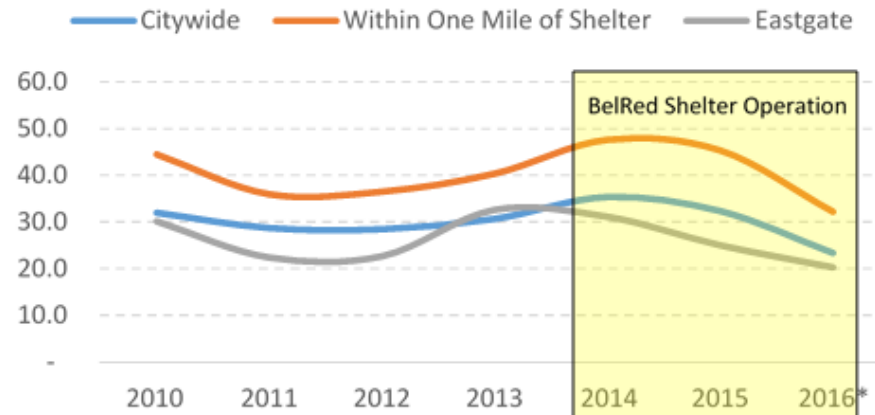
Safety and Security: Crime Statistics Analysis

Part 1 Violent Crime per 1,000 Population



*2016 data is year-to-date

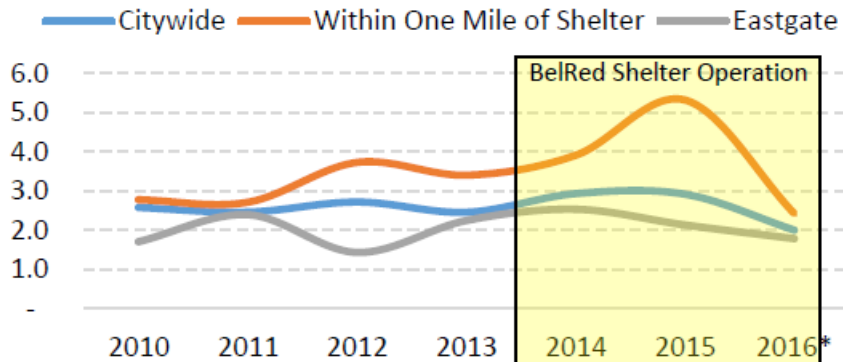
Part 1 Property Crimes per 1,000 Population



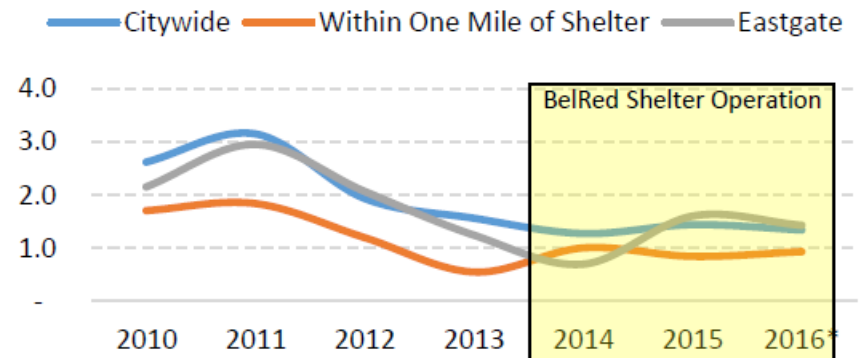
*2016 data is year-to-date

Safety and Security: Crime Statistics Analysis

Mental/Emotional per 1,000 Population Since 2010



VUCSA (drug crime) per 1,000 Population Since 2010



Next Steps

- Ongoing: Continue sending comments to eastsidemensshelter@bellevuewa.gov
- Lincoln Center interim shelter site now open
- Feb. 2017: Publish project reports
 - Additional Project Definition
 - Public Outreach Summary
 - Continued updates to FAQs
 - Best Practices Report
 - Surrounding Area Impacts Report & Proposed Mitigation Menu
- March 2017:
 - Return to Council with reports
 - Eastgate LUCA returns to Council

If decision to move forward at this site

- April 2017:
 - If site selected, form Community Advisory Group
 - King County Council action
 - Funding applications for shelter and housing
- May 2017: Continue project design and capital campaign
- June 2017:
 - Community Advisory Group product submitted to City Council
 - Begin environmental review and land use approval processes with City
- 2018: Permitting approval processes
- 2019: Construction

EASTSIDE MEN'S SHELTER AND SUPPORTIVE HOUSING

A partnership between City of Bellevue, King County, King County Public Health, Congregations for the Homeless and Imagine Housing.

There will be multiple ways to stay engaged and participate:

For more information or to schedule a private stakeholder briefing please contact:

Mike McCormick Huentelman
Neighborhood Outreach
Manager, City of Bellevue
425-452-4089
mmhuent@bellevuewa.gov

Stay informed and sign up for alerts:
<http://www.bellevuewa.gov/eastside-mens-shelter.htm>

For information on Eastside Men's Shelter programs and operations please contact:

Steve Roberts
Managing Director
Congregations for the Homeless
206-295-7803
stever@cfhomeless.org