

Utilities Budget & Rates Update and Public Hearing

Presentation to Environmental Services Commission

Lucy Liu – Assistant Director, RMCS Division

Jolie Liu – Fiscal Manager

Utilities Department

October 7, 2020



Agenda

1. Minor updates to financial policies and budget

2. Public Hearing:

- Budget recap
- Opportunity for ESC to receive public comments



Financial Policy & Budget Updates

- Water Utility System Plan update changed from every 6 years to every 10 years
- Tax costs updated to reflect estimate included in rates reviewed with Commission on August 20





Public Hearing



Proposed Operating Budget Recap

\$321.8M Total Budget

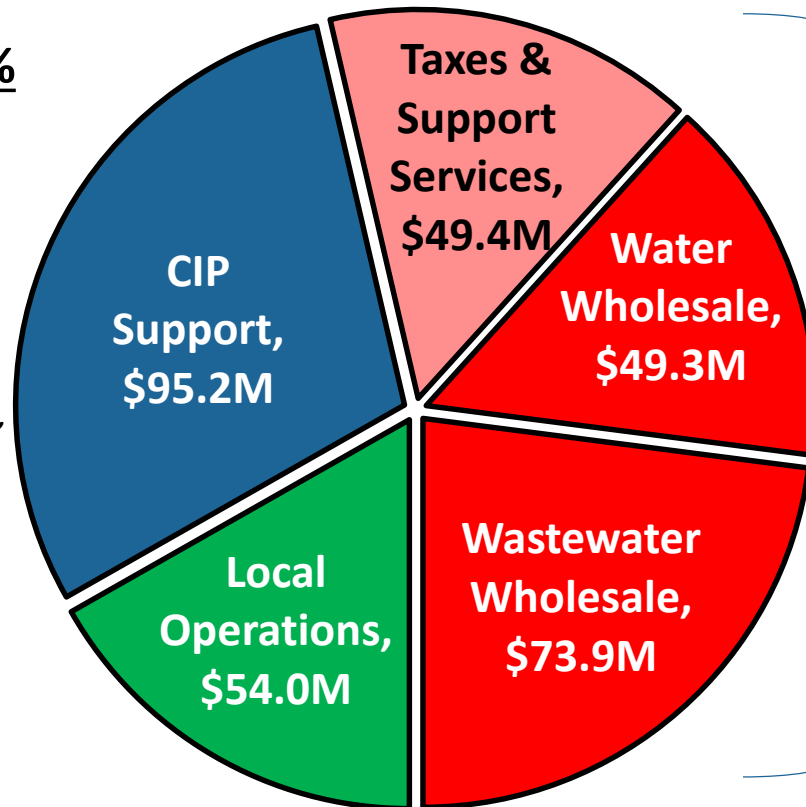
Internal Drivers – 47%

CIP Support – 30%

- Transfers to CIP / R&R, CIP Design and Management

Local Operations – 17%

- Operations & Maintenance, Customer Service & Outreach, Engineering System Planning, Development Services, Support Systems/Assets, Management, Regulatory



External Drivers – 53%

Taxes & Support Svc – 15%

- Interfund and taxes

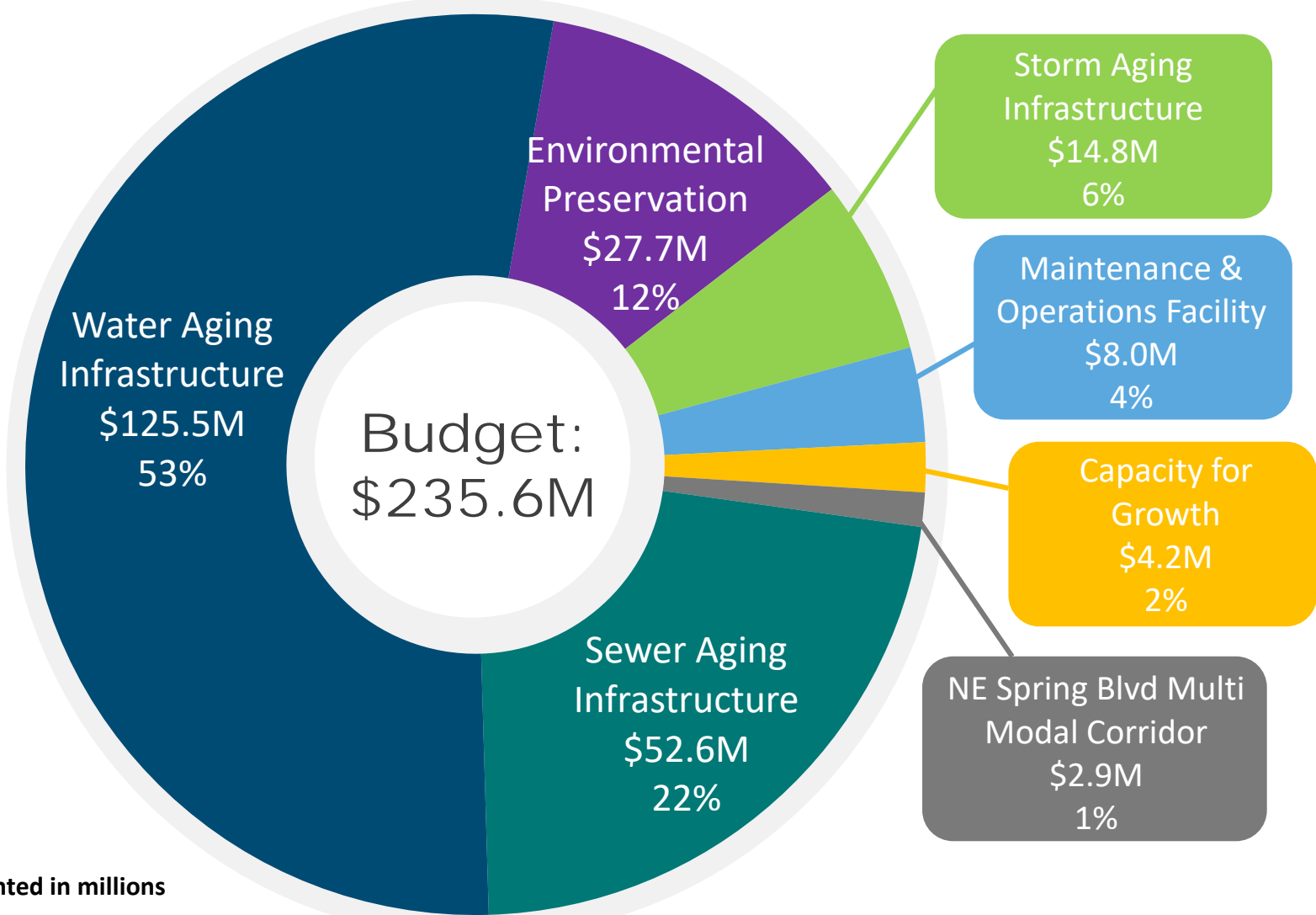
Wholesale – 38%

- Drinking water supply, RCFC Payments, Wastewater Treatment

Excludes operating reserves
Dollars presented in millions



Proposed Capital Budget



Dollars presented in millions



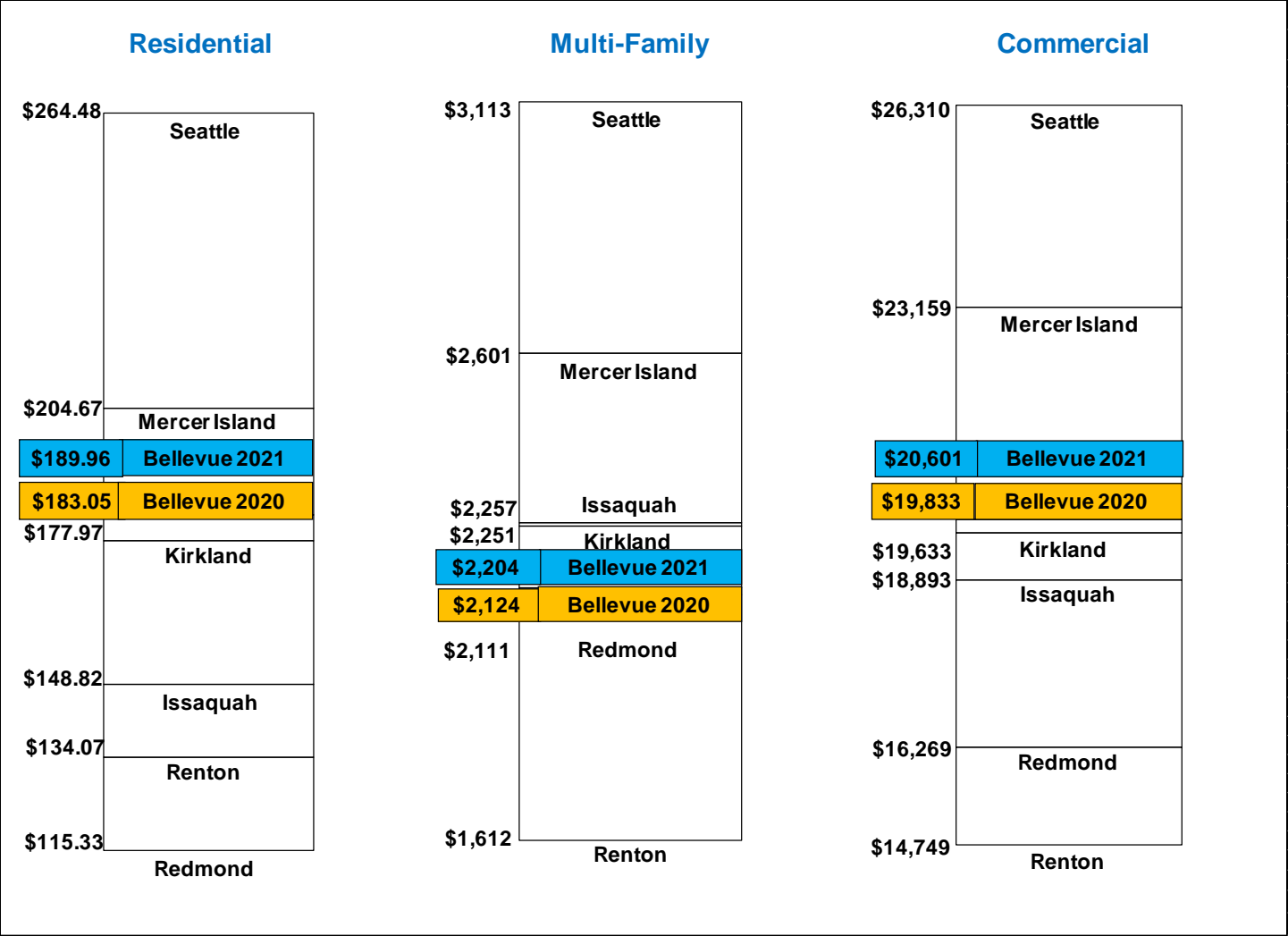
Typical Residential Combined

Water, Sewer, & Storm Utility Monthly Bill Rate Drivers

	WATER		SEWER		STORM		TOTAL	
2020 Monthly Bill		\$69.77		\$85.47		\$27.81		\$183.05
2021 Rate Drivers								
Wholesale	1.7%	\$1.19	3.2%	\$2.74	0.0%	\$0.00	2.2%	\$3.93
Local								
<i>CIP/R&R</i>	<i>0.0%</i>	<i>\$0.00</i>	<i>0.6%</i>	<i>\$0.51</i>	<i>2.0%</i>	<i>\$0.56</i>	<i>0.6%</i>	<i>\$1.07</i>
<i>Taxes/Interfunds</i>	<i>1.8%</i>	<i>\$1.25</i>	<i>0.3%</i>	<i>\$0.25</i>	<i>1.5%</i>	<i>\$0.41</i>	<i>1.0%</i>	<i>\$1.91</i>
<i>Operations</i>	<i>0.0%</i>	<i>\$0.00</i>	<i>0.0%</i>	<i>\$0.00</i>	<i>0.0%</i>	<i>\$0.00</i>	<i>0.0%</i>	<i>\$0.00</i>
Local	1.8%	\$1.25	0.9%	\$0.76	3.5%	\$0.97	1.6%	\$2.98
Total Increase		\$2.44		\$3.50		\$0.97		\$6.91
2021 Monthly Bill	3.5%	\$72.21	4.1%	\$88.97	3.5%	\$28.78	3.8%	\$189.96
2022 Rate Drivers								
Wholesale	0.9%	\$0.65	3.0%	\$2.67	0.0%	\$0.00	1.8%	\$3.32
Local								
<i>CIP/R&R</i>	<i>2.1%</i>	<i>\$1.52</i>	<i>1.3%</i>	<i>\$1.15</i>	<i>2.9%</i>	<i>\$0.83</i>	<i>1.7%</i>	<i>\$3.50</i>
<i>Taxes/Interfunds</i>	<i>0.5%</i>	<i>\$0.36</i>	<i>0.2%</i>	<i>\$0.18</i>	<i>0.4%</i>	<i>\$0.12</i>	<i>0.4%</i>	<i>\$0.66</i>
<i>Operations</i>	<i>0.0%</i>	<i>\$0.00</i>	<i>0.0%</i>	<i>\$0.00</i>	<i>0.0%</i>	<i>\$0.00</i>	<i>0.0%</i>	<i>\$0.00</i>
Local	2.6%	\$1.88	1.5%	\$1.33	3.3%	\$0.95	2.1%	\$4.16
Total Increase		\$2.53		\$4.00		\$0.95		\$7.48
2022 Monthly Bill	3.5%	\$74.74	4.5%	\$92.97	3.3%	\$29.73	3.9%	\$197.44



Monthly Bill Comparison – Water, Sewer, & Storm



Utility Rate Relief Programs

Programs to Support Residents with Financial Need

- ~\$1M Annual Budget

Regular Program:

- Low-income seniors and disabled citizens
- 70% ongoing discount
- ~1,100 Participants

Emergency Assistance Program:

- Low income citizens experiencing financial shock
- Waive up to 4 months of utility bills



