



Vision Zero Action Plan and Video Analytics Towards Vision Zero Partnership Update

Bellevue City Council

September 11, 2017

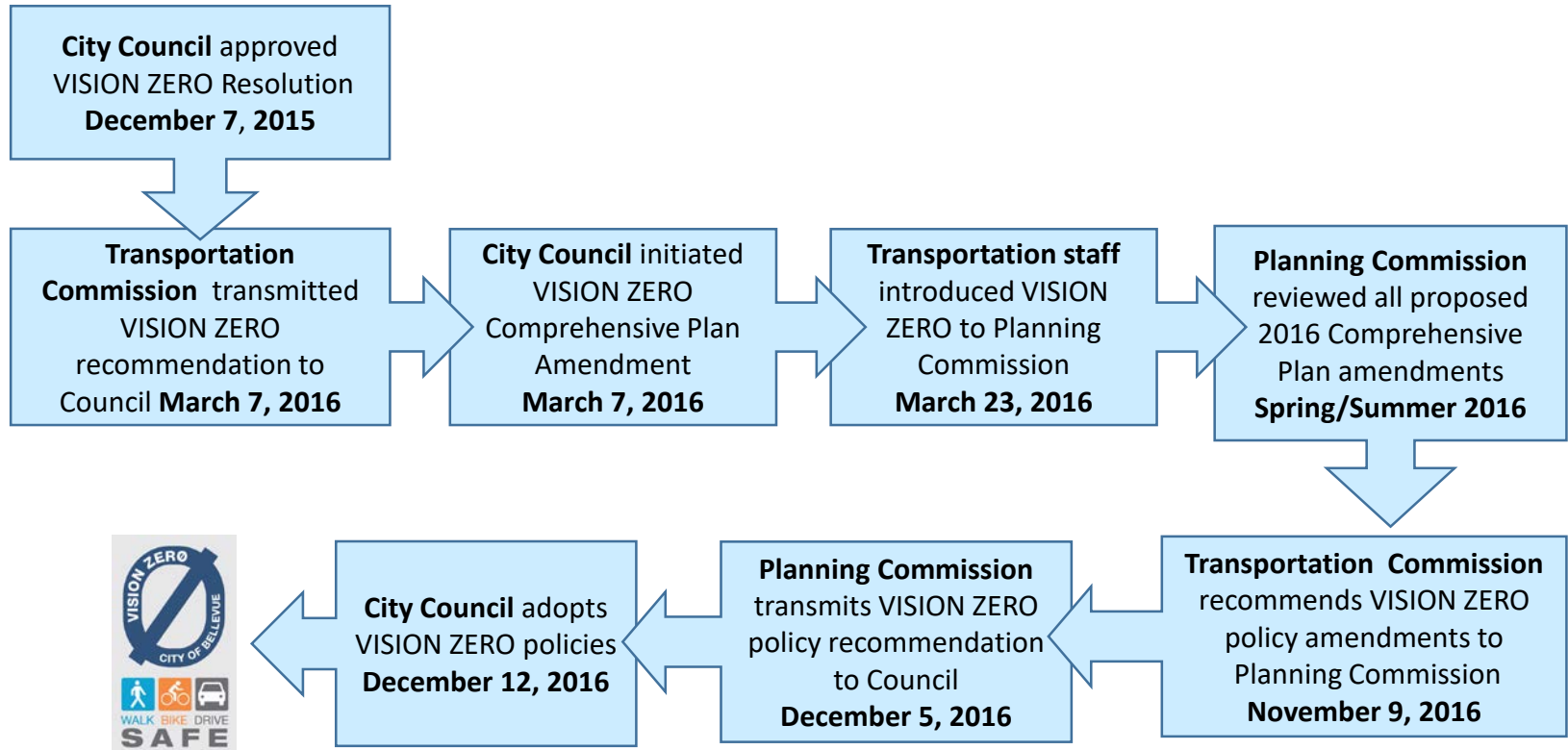
Purpose



No formal action is required by Council at this time.

Tonight's presentation is an opportunity for Council to learn more about the City's Vision Zero work and provide feedback to staff.

Path to Vision Zero Action Plan in Bellevue



Vision Zero: Program Elements

- Engineering
- Education
- Enforcement
- Encouragement
- Evaluation
- Equity

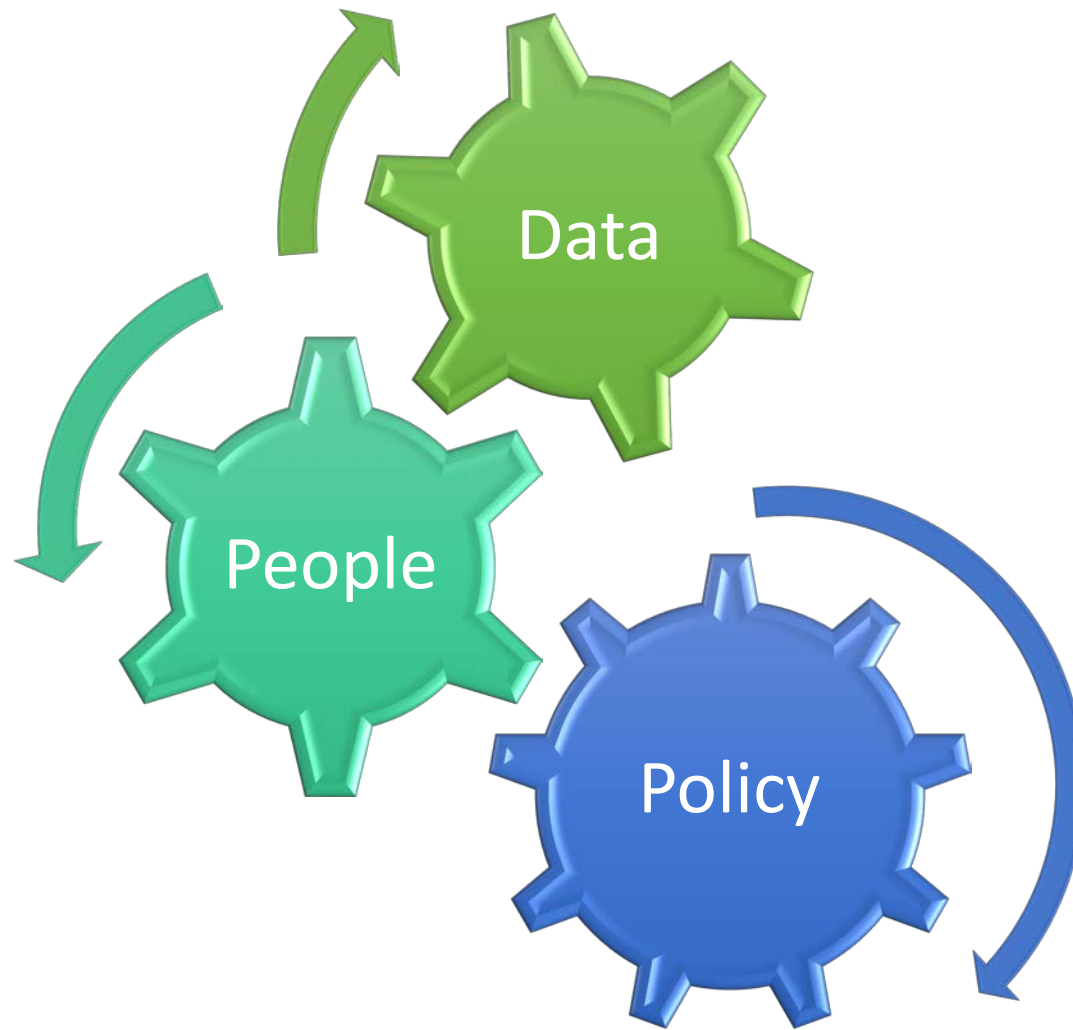


USDOT: 2016 Safer People, Safer Streets Award

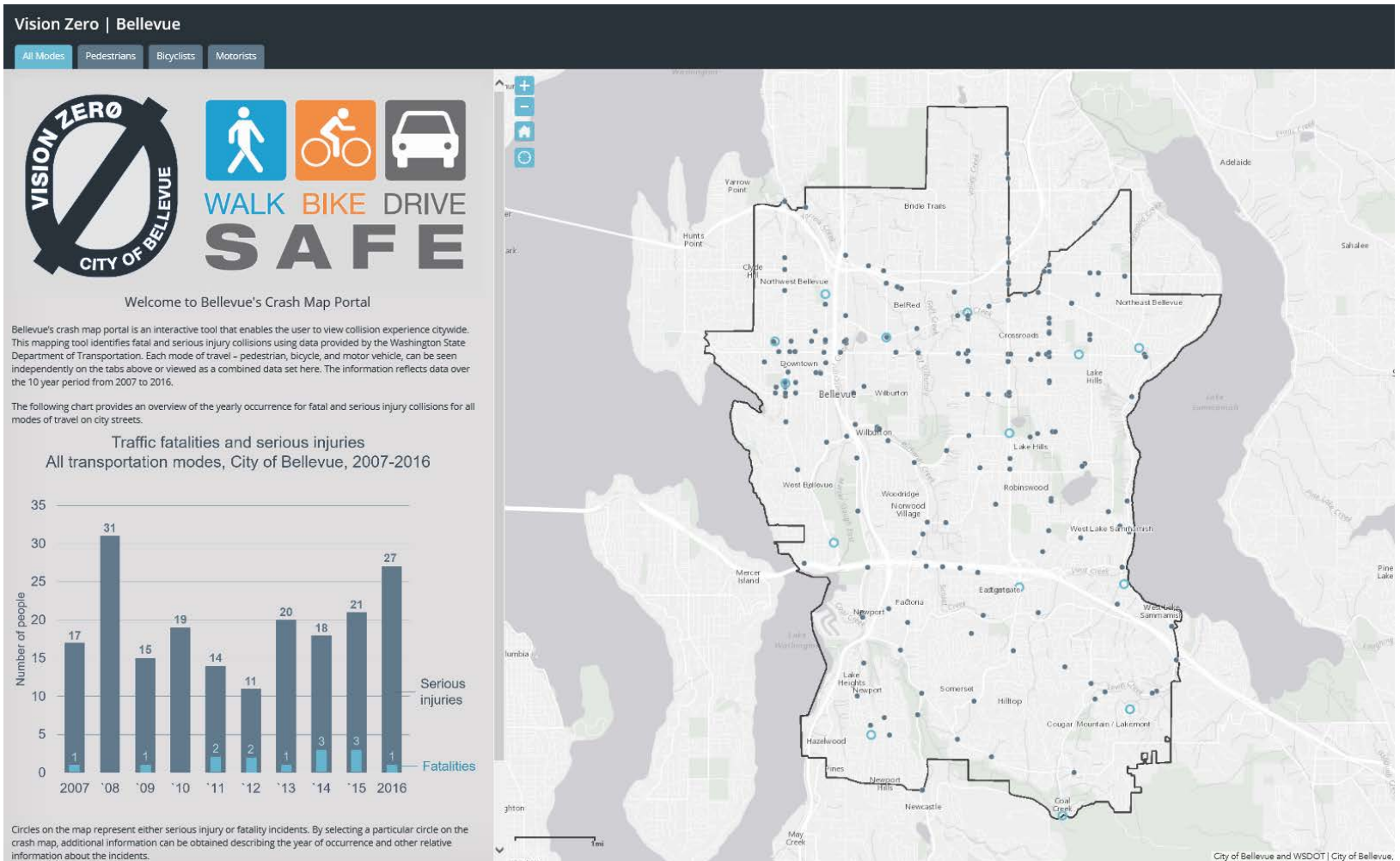


Former US Secretary of Transportation Anthony Foxx pictured with Bellevue Council Member Lynne Robinson and staff member Franz Loewenherz

Vision Zero Action Plan: Scope of Work



Vision Zero Action Plan: Data

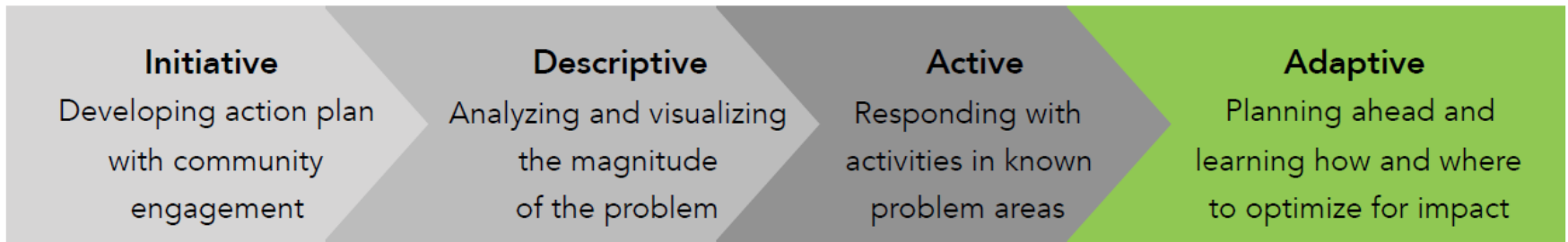


Vision Zero Action Plan: People



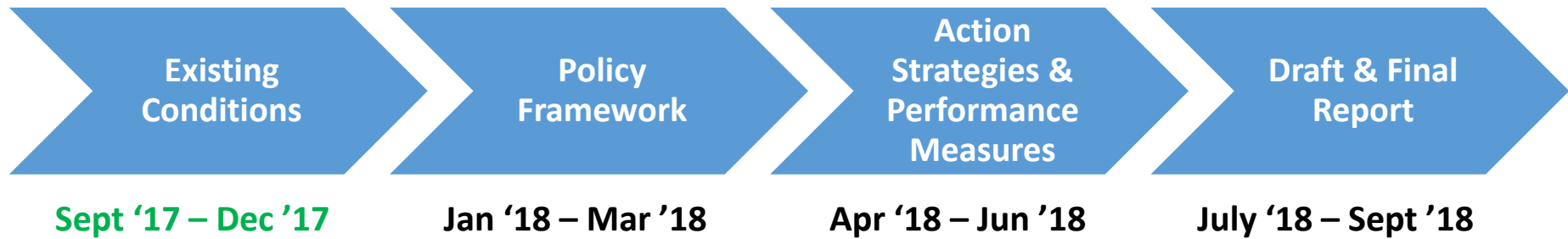
Amy Carlson, Vice President, CH2M HILL

Vision Zero Action Plan: Policy

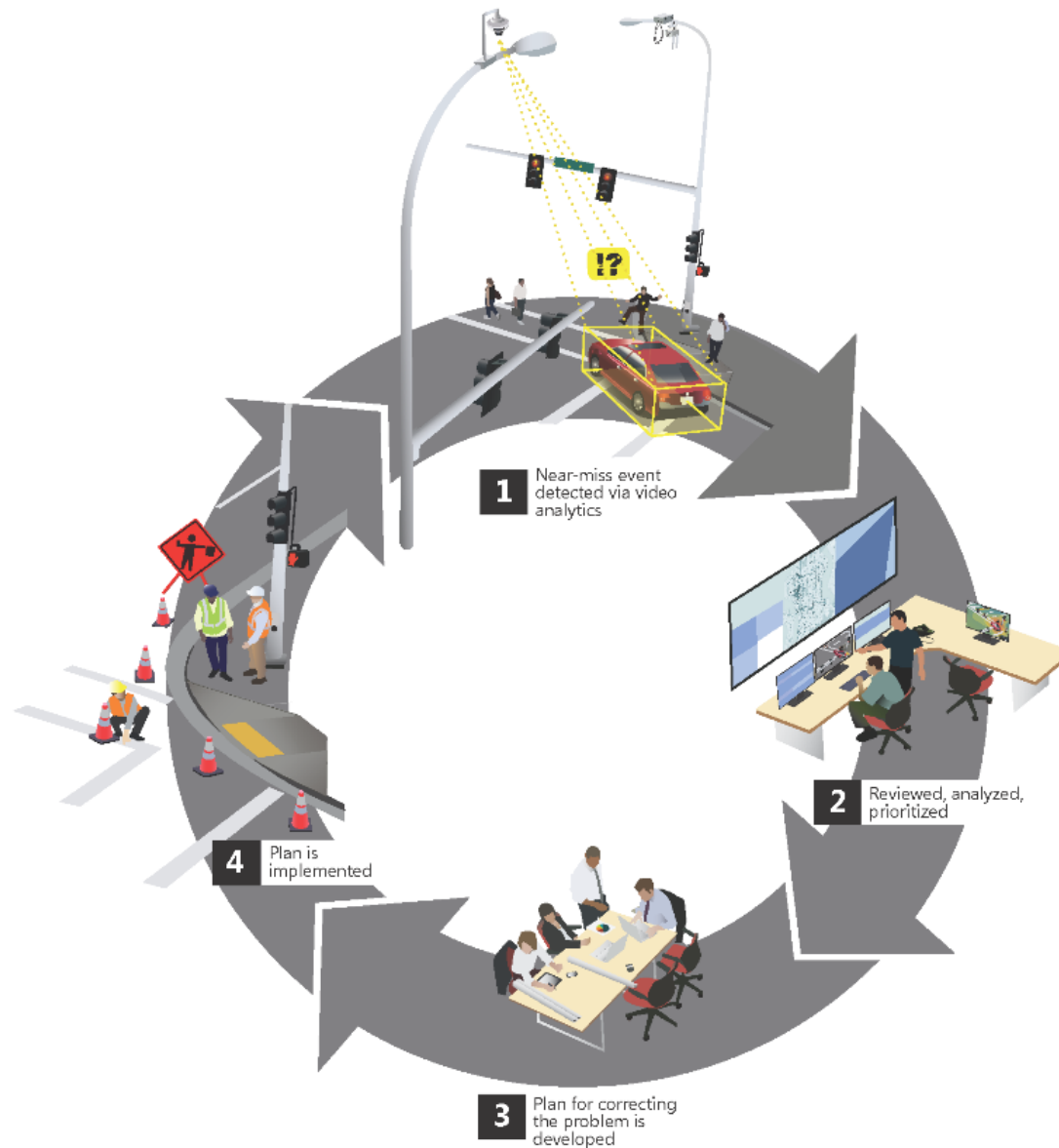


Open Data Nation: The Smart City Evolution, A Roadmap for Vision Zero

Vision Zero Action Plan: Timeline



Video Analytics Towards Vision Zero Framework



Video Analytics Crowdsourcing Initiative

Video Analytics towards Vision Zero

Worldwide problems demands bold action



- Worldwide 1.25 million people are killed annually in traffic accidents
- In 2016, road crashes resulted in 40,000 deaths and 4.6 million injuries in the United States.
- Crashes are preventable and we need not wait for someone to be killed or injured before we take action

Make a difference, teach computers to learn



- Unique opportunity to help prevent traffic crashes and save lives
- "Teach" our computers how to recognize vehicles, people walking and bicyclists
- Cities will be able to rapidly detect road conflicts and traffic engineers can then take preventative action to avoid crashes

Participate starting June ➔

<http://www.ite.org/visionzero/videoanalytics/>

Media Coverage

GeekWire

NEWS JOBS EVENTS + RESOURCES + ABOUT f w t r y

Human and computer vision unite to help Microsoft engineers stop traffic deaths

BY USA TODAY | on June 1, 2017 at 6:00 am

2 Comments 1 Share 0 Tweet 1 Share 100 1 Rec'd 1 Email

Sponsored by
Single
SEASIDE
FOUNDATION

This special series focuses on important community issues, innovative solutions to societal challenges, and people and non-profit groups making an impact through technology.

GeekWire Sounders Day, July 19

21+ YEARS

DANCE • SIP • SAVOR

THEORY
FESTIVAL 2017

July 28

THE MOST SPECTACULAR PARTY
OF THE SUMMER

PACIFIC SCIENCE CENTER

Computer analysis of traffic videos could be used to create heat maps identifying dangerous intersections.

In the U.S., car crashes kill roughly 40,000 people a year. That's a loss of life equivalent to four to five 737 airplanes crashing every week.

"In no other setting would this level of fatality go unnoticed," said Franz Loewenherz, principal transportation planner for the city of Bellevue, Wash.

What makes it even worse is "a lot of these are preventable crashes," he said. "If we

GeekWire Newsletters

Subscribe to GeekWire's new newsletters to catch every headline

Enter your email address

VIDEO: New traffic tech

KIRO 7 STUDIOS BELLEVUE

NEW AT 6

VOLUNTEERS NEEDED FOR NEW TRAFFIC TECH

KIRO 7
kIRO7.com f facebook

Global NEWS

National -> Change Location

TV News Programs -> Newscasts & Videos

Search News

[World](#)
[Canada](#)
[Local](#)
[Politics](#)
[Smart Living](#)
[Money](#)
[Entertainment](#)
[Health](#)
[Tech](#)
[Traveling](#)
[Sports](#)
[Video](#)
[More >](#)

CANADA June 8, 2017 6:15 AM

Version: June 8, 2017 6:15 AM

Hamilton partners with Microsoft on Vision Zero traffic initiative

By Sara Cain Reporter Global News

AM970 CHOM

Comments 1 Facebook 4 Twitter Email Print ...

Photo: Getty Images

Like Share +

WEATHER Toronto, ON

Cloudy 24° HS 20° LS 12°

Weather Overview

Traffic Travel Times & Incidents

#TOPSTORIES

The 5 Most Influential Data Visualizations Of All Time

DOWNLOAD NOW

A news broadcast from KOMO 4 News at 5 PM. The anchor, a man in a suit, is seated at a desk. The background features a large graphic with the text "VISION ZERO PROJECT" and an image of a car crash. The lower third displays the time "5:17 53°", the station logo "KOMO 4", and the text "NATIONAL EXTENDED". A weather ticker at the bottom shows "TODAY 72°", "TONIGHT 49°", and "TOMORROW 71°", along with the website "KOMONews.com" and "NEWS / WEATHER / SPORTS".



Traffic Analytics Dashboard: Sept 11 (8:00 AM – 9:00 AM)



Microsoft Traffic Analytics

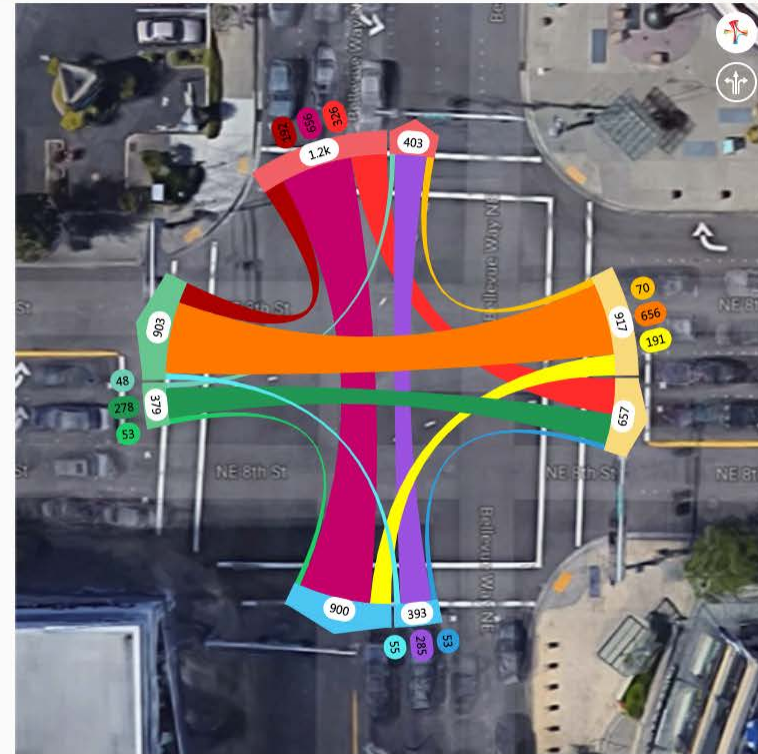
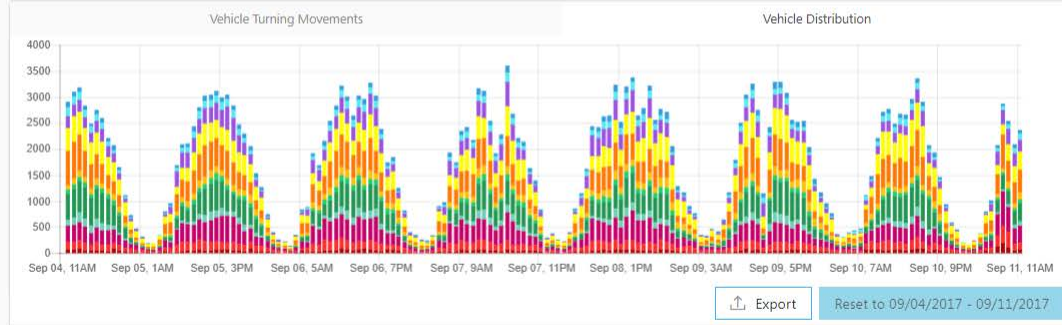
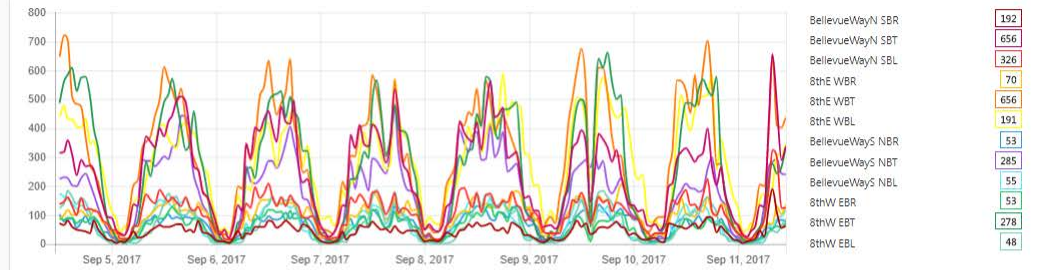
← BellevueWay NE8th

From 09/04/2017

To 09/11/2017

Cars Bicycles Pedestrians

1hr: Sep 11 8:00am - 9:00am



Traffic Analytics Dashboard: Sept 11 (9:00 AM – 10:00 AM)



Microsoft Traffic Analytics

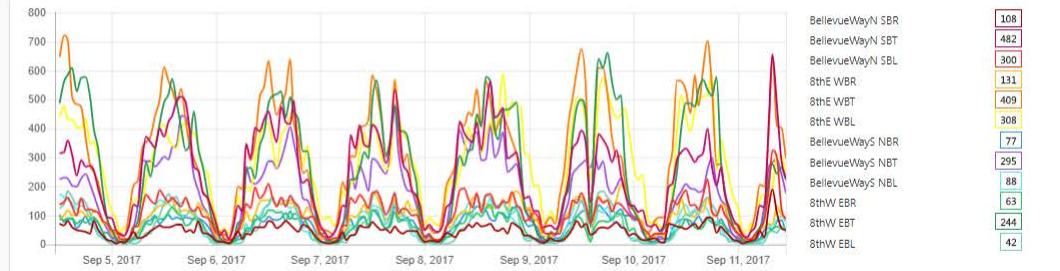
← BellevueWay NE8th ↓

From 09/04/2017

To 09/11/2017

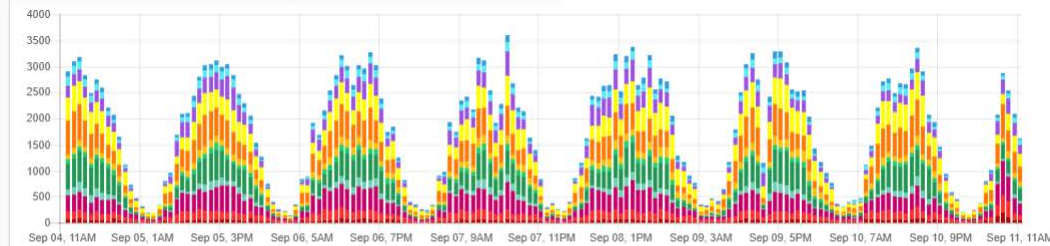
Cars Bicycles Pedestrians

1hr: Sep 11 9:00am - 10:00am



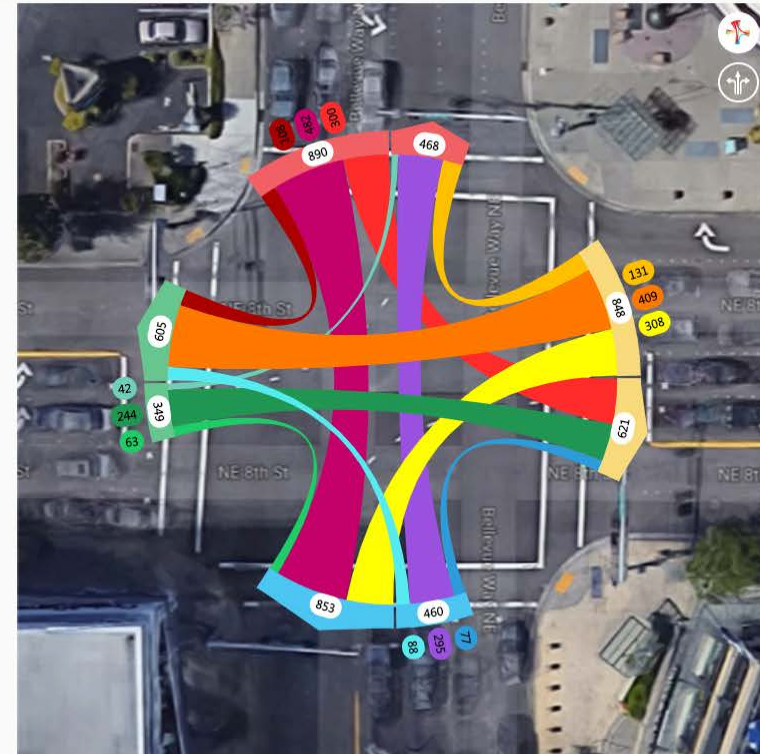
Vehicle Turning Movements

Vehicle Distribution



Export

Reset to 09/04/2017 - 09/11/2017



Traffic Analytics Dashboard: Sept 11 (10:00 AM – 11:00 AM)



Microsoft Traffic Analytics

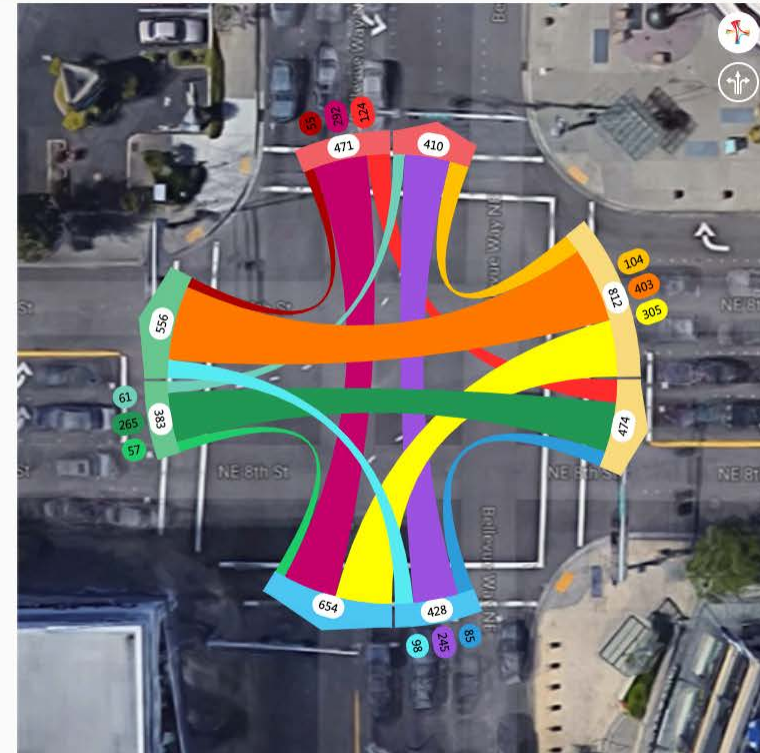
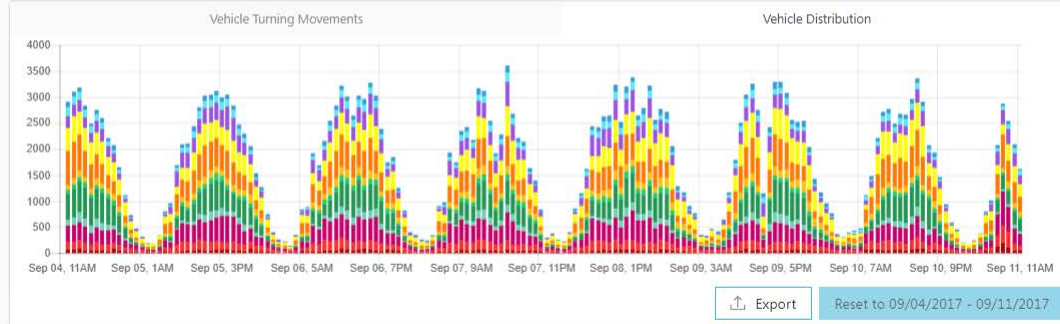
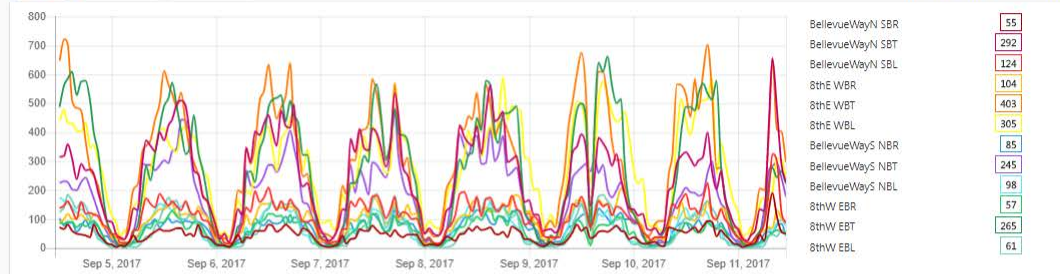
← BellevueWay NE8th

From 09/04/2017

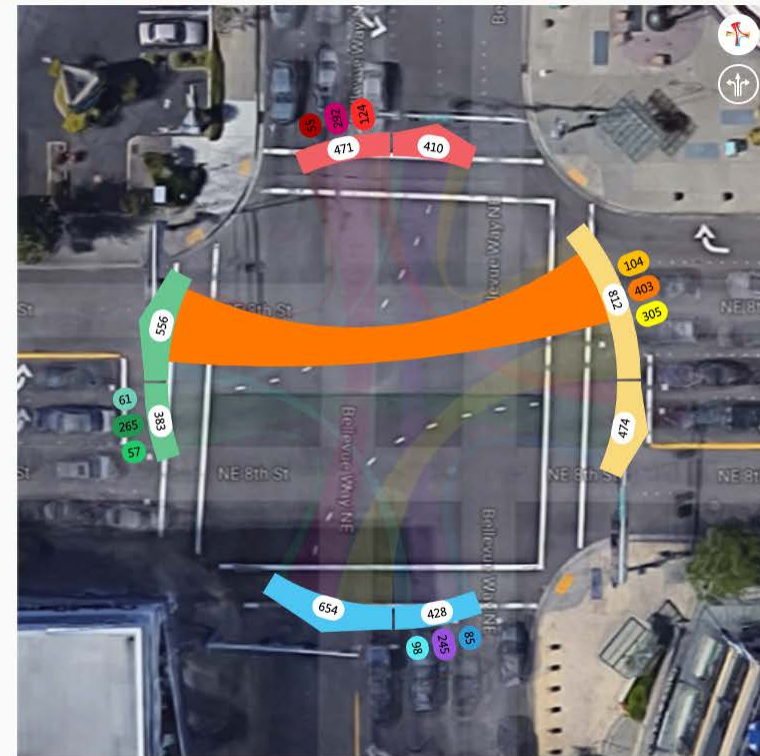
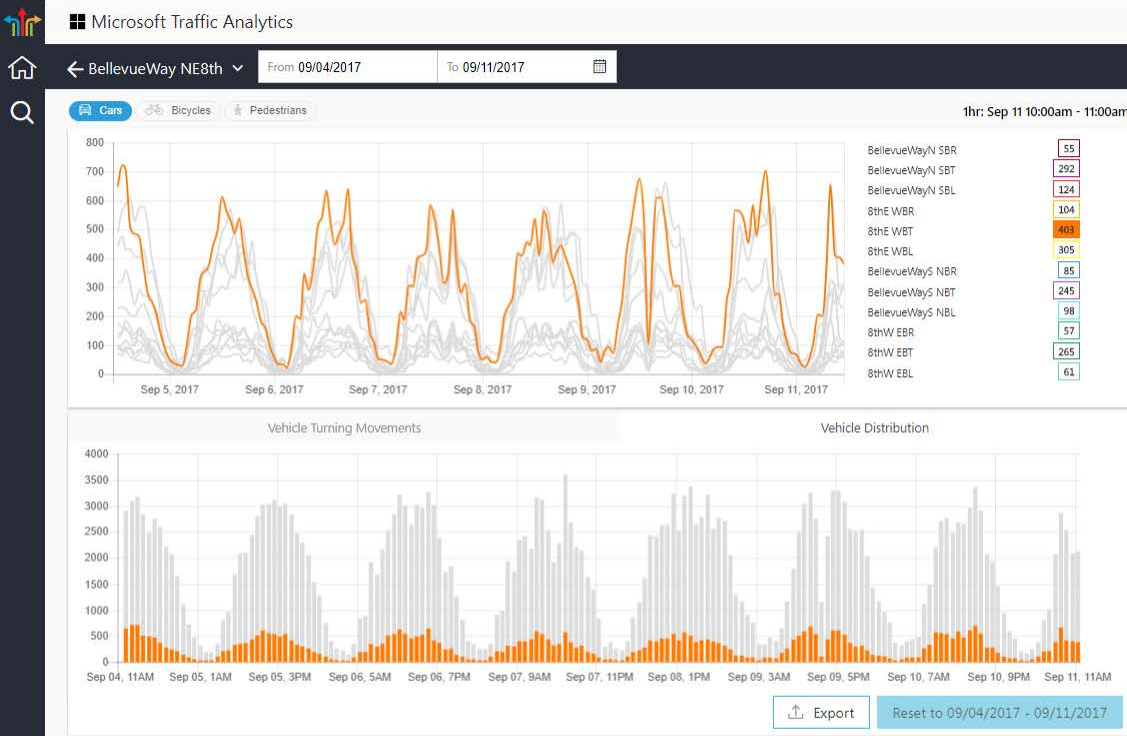
To 09/11/2017

Cars Bicycles Pedestrians

1hr: Sep 11 10:00am - 11:00am



Traffic Analytics Dashboard: Sept 11 (10:00 AM – 11:00 AM)



Partnership Momentum



Partnership Momentum: Enhancing Pedestrian & Bicycle Accuracy





SAE International is creating a committee dedicated to developing open, consensus standards on surrogate (near-miss) measures of safety.

2017 ITE Transportation Achievement Award for Safety



For More Information



Franz Loewenherz

Transportation Department

floewenherz@bellevuewa.gov

425-452-4077