



Economic Development

TRANSPORTATION COMMISSION – NOVEMBER 2019



Today's Agenda

- 1. Introduction to Cultural & Economic Development**
- 2. Profile of Bellevue's workforce**
- 3. Business' Feedback**



What is Economic Development?

Work that improves community living standards, creates jobs and opportunities for residents, and generates revenue to support City's service delivery.

May include:

- Investments in infrastructure
- Investments in cultural amenities
- Recruitment or retention of companies
- Assistance for new business creation

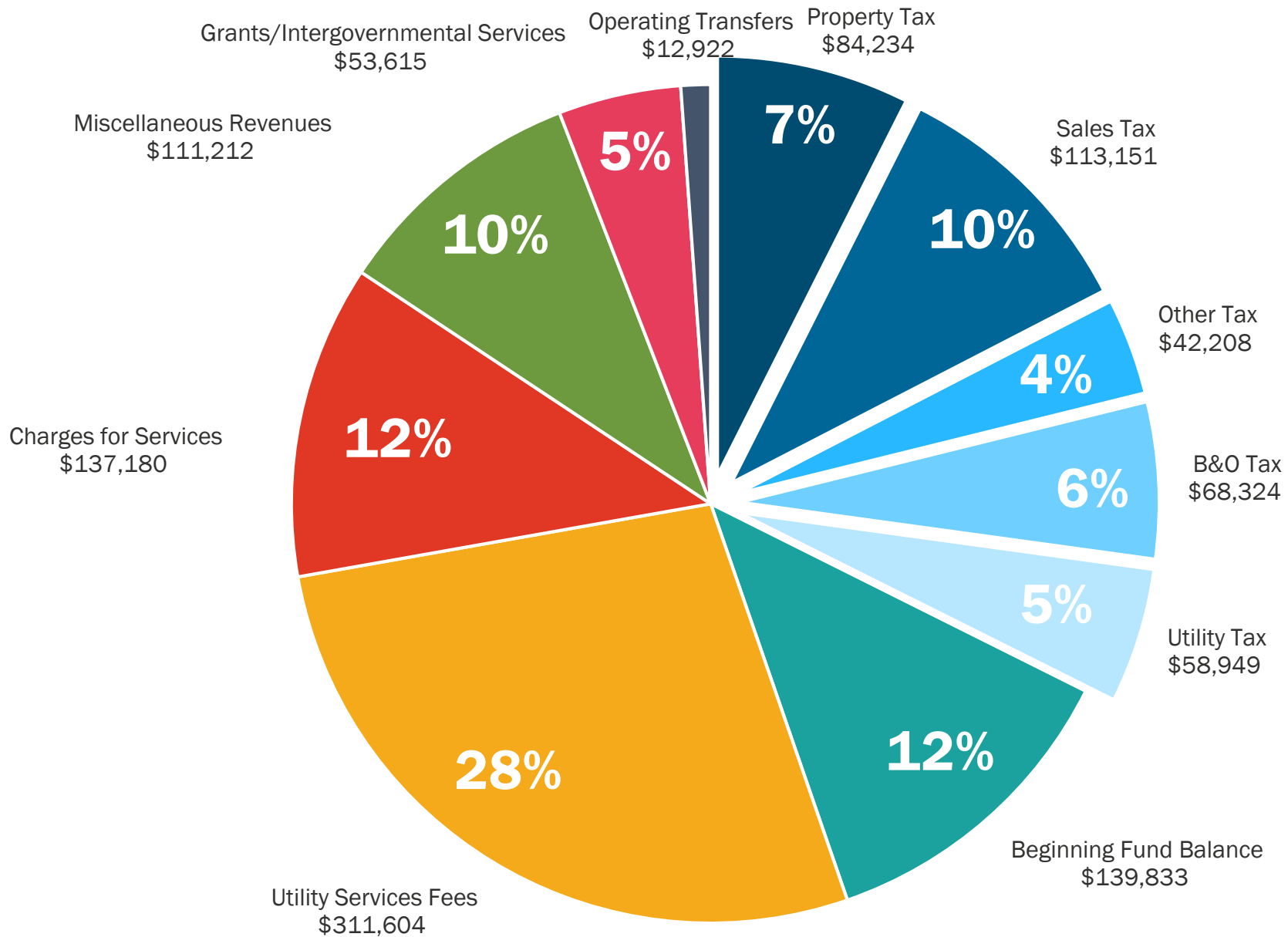


Economic development benefits the local community.

- Intersection of resident, business, and visitor needs supports **strong quality of life**
- B&O and sales taxes **support service delivery** (parks, roads, etc.)
- Amenities like restaurants, stores, health services, etc. available to residents, visitors, and employees
- Businesses can be involved in public projects and public events.



Total Operating Resources (\$1,000s, 2019-20)





We are a global center for technology development.

- Specialization in enterprise software and gaming
- 45+ corporate HQs
- 90+ international firms
- **Attracted by:**
- Highly educated workers
- Future-focus
- Beautiful natural environment

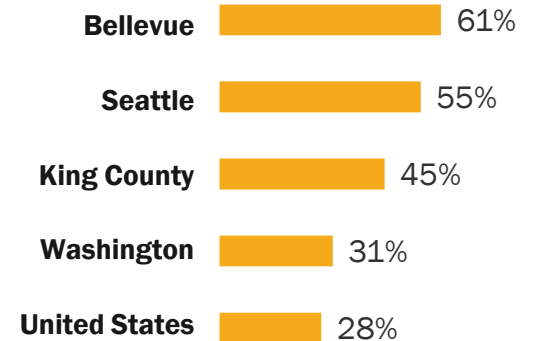




Talent is driving our economic growth.

- The Seattle region has **more top tech talent** than the nation's most innovative metros.
- **23% of residents** work in science- and engineering-related fields.
- **61% of residents** hold at least a bachelor's degree—almost twice the statewide rate.

Share of Residents with a Bachelor's Degree or higher



High-Skill Occupations	Bellevue	Raleigh	Austin	Atlanta	San José	Salt Lake	Portland	Denver
Business, Science & Arts	60%	46%	46%	51%	43%	44%	46%	45%
Computer & Math	18%	5%	6%	4%	7%	3%	4%	4%
Engineering & Science	23%	10%	10%	7%	13%	8%	8%	7%

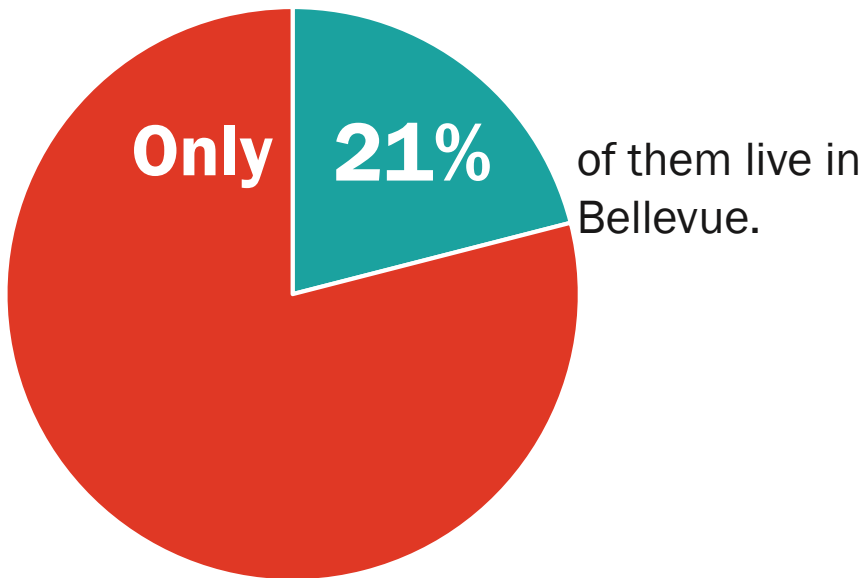
Source: Seattle-Bellevue-Tacoma metro area, U.S. Census Bureau American Community Survey



Why do we care?

150,579

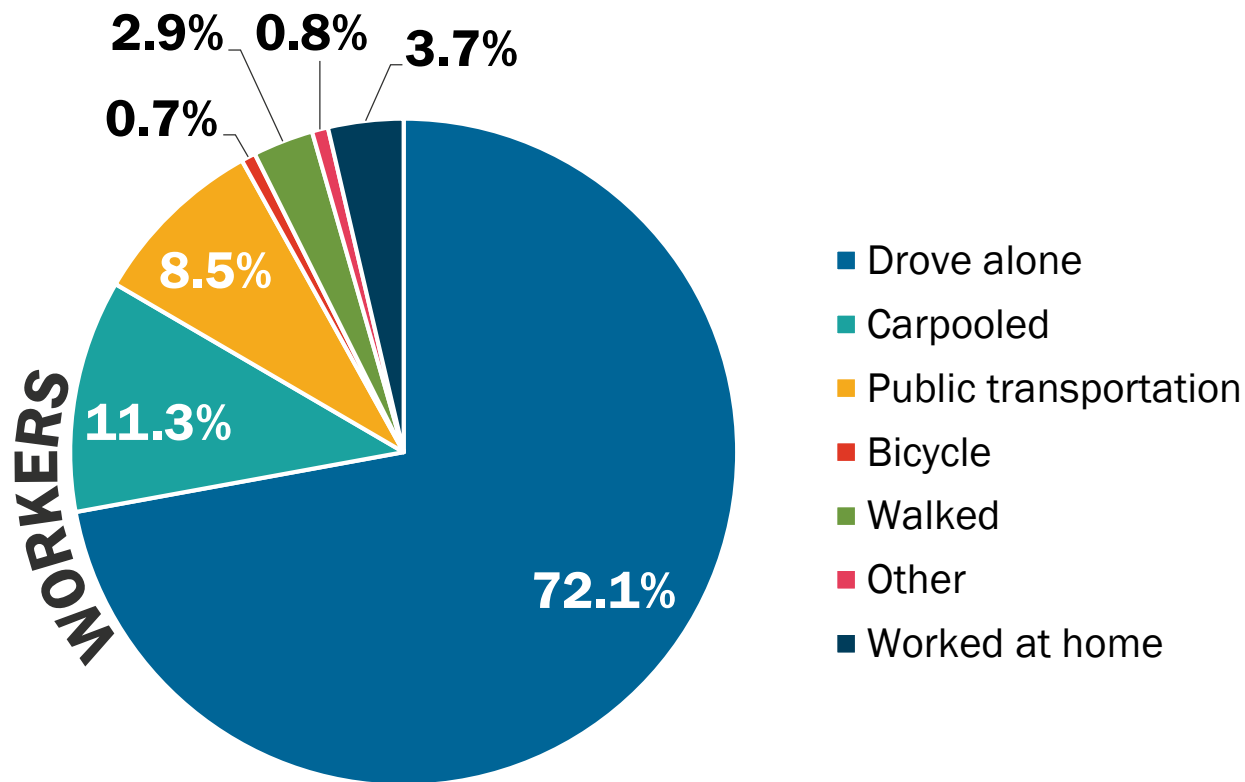
people worked in Bellevue
as of 2015.



So they commute!



Commute Mode, Bellevue Workers



72.1%

of Bellevue workers
drive alone to work

33.7

Median age of a transit
rider to Bellevue

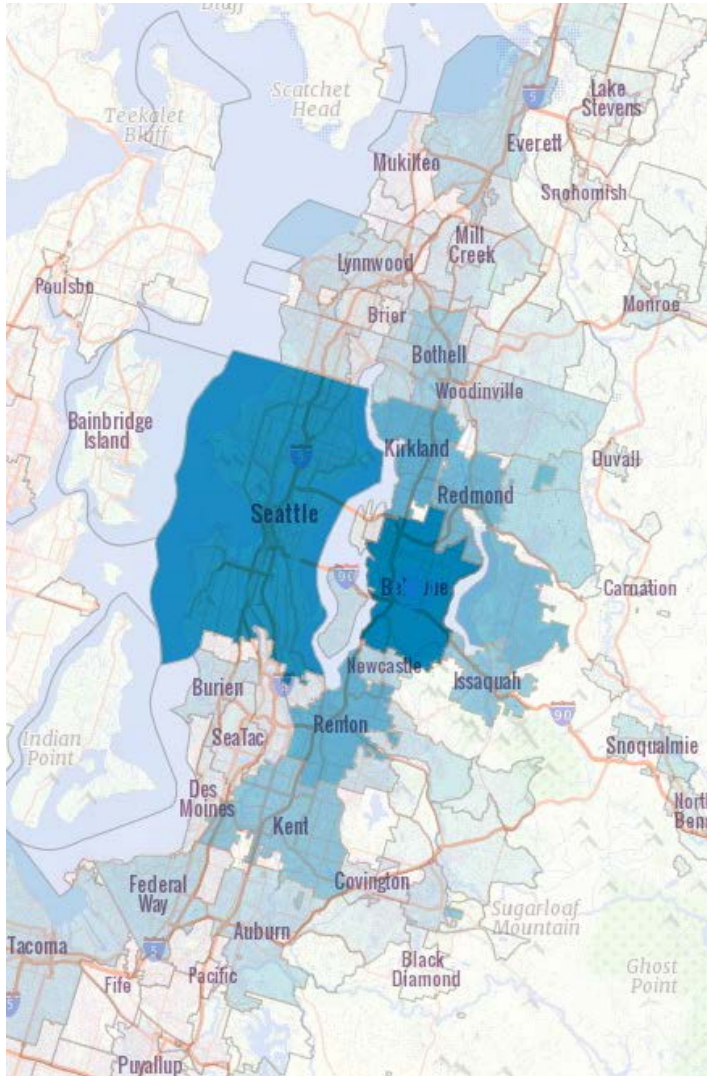
41.9

Median age of a SOV
driver to Bellevue



Commute Origins, Bellevue Workers

Exhibit 1.
Where Bellevue Workers Live, 2012-2016



	2006-2010		2012-2016		Change
	Estimate	Percent	Estimate	Percent	↑↓
Bellevue	24,220	22.1%	28,420	22.7%	↑
Seattle	15,955	14.6%	19,085	15.2%	↑
Renton	5,525	5.0%	6,755	5.4%	↑
Kirkland	5,165	4.7%	7,365	5.9%	↑
Redmond	4,500	4.1%	5,385	4.3%	↑
Sammamish	2,870	2.6%	4,750	3.8%	↑
Issaquah	2,650	2.4%	2,960	2.4%	↔
Inglewood-Finn Hill	2,065	1.9%	Annexed by Kirkland		n/a
Bothell	1,710	1.6%	2,330	1.9%	↑
Kent	1,650	1.5%	3,215	2.6%	↑
All other places	43,179	39.4%	44,904	35.8%	↓
Total	109,489	100%	125,169	100%	



Bellevue's worker population is different from its resident population.

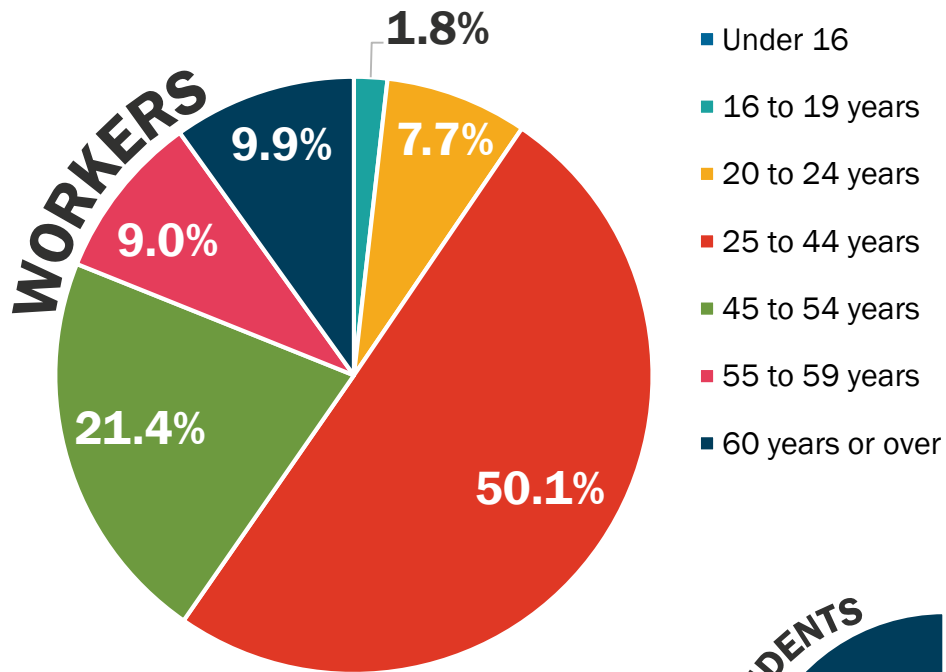
Bellevue workers are **younger, more male,** and **less diverse** than Bellevue residents.

The city's economy is dependent on **both** high-wage tech jobs and lower-paid, lower-benefitted jobs (in tourism, retail, food, and transportation) which support them.

Given their varying demographics, Bellevue workers and Bellevue residents make different choices about their commutes.



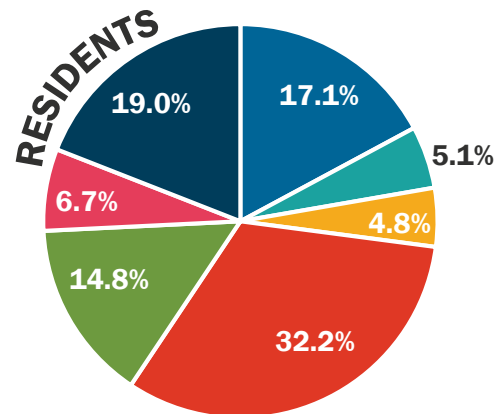
Age of Bellevue Workers



More than 50%

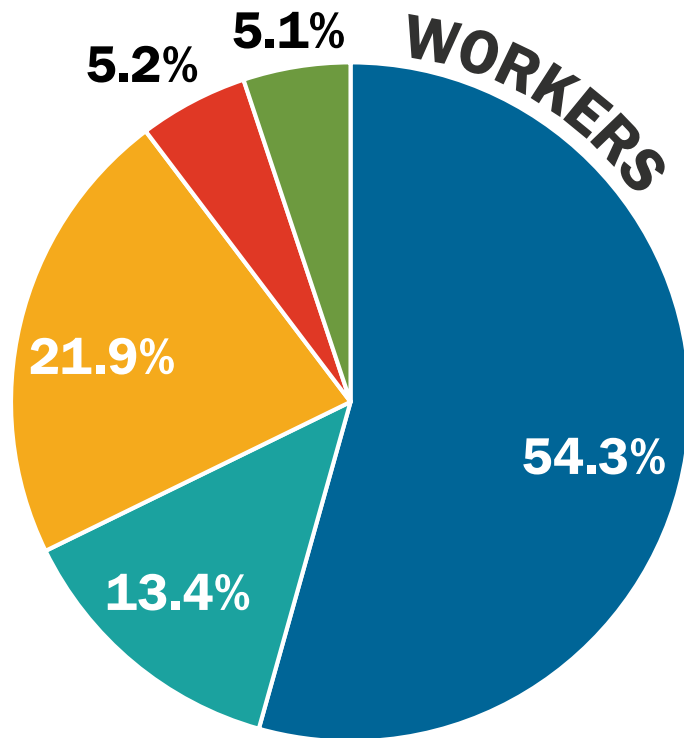
of Bellevue workers are between the ages of 25 and 44.

Bellevue generally has more **older** and **younger** residents than workers.





Occupation Category of Bellevue Workers



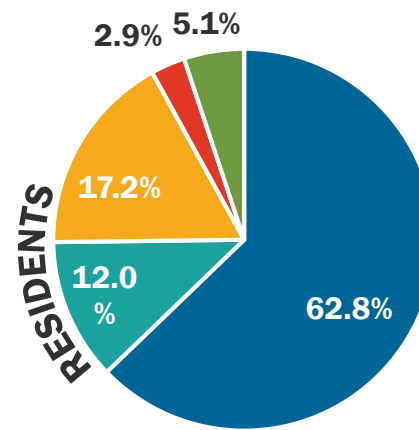
- Management, business, science, and arts
- Services
- Sales and office
- Natural resources, construction, and maintenance
- Production, transportation, and material moving

54.3%

of Bellevue workers are employed in management, business, science, or arts

62.8%

of Bellevue residents are employed in management, business, science, or arts





What Businesses Are Saying...

FINDINGS FROM OUR BRE PROGRAM

How do we keep in touch with employers?

- Individual business meetings
- Biennial survey
- Focus groups
- Community events

What did businesses say?

- 91% feel city's economy is better than local peers.
- City is headed in the right direction due to a business friendly economy and growth.

Themes

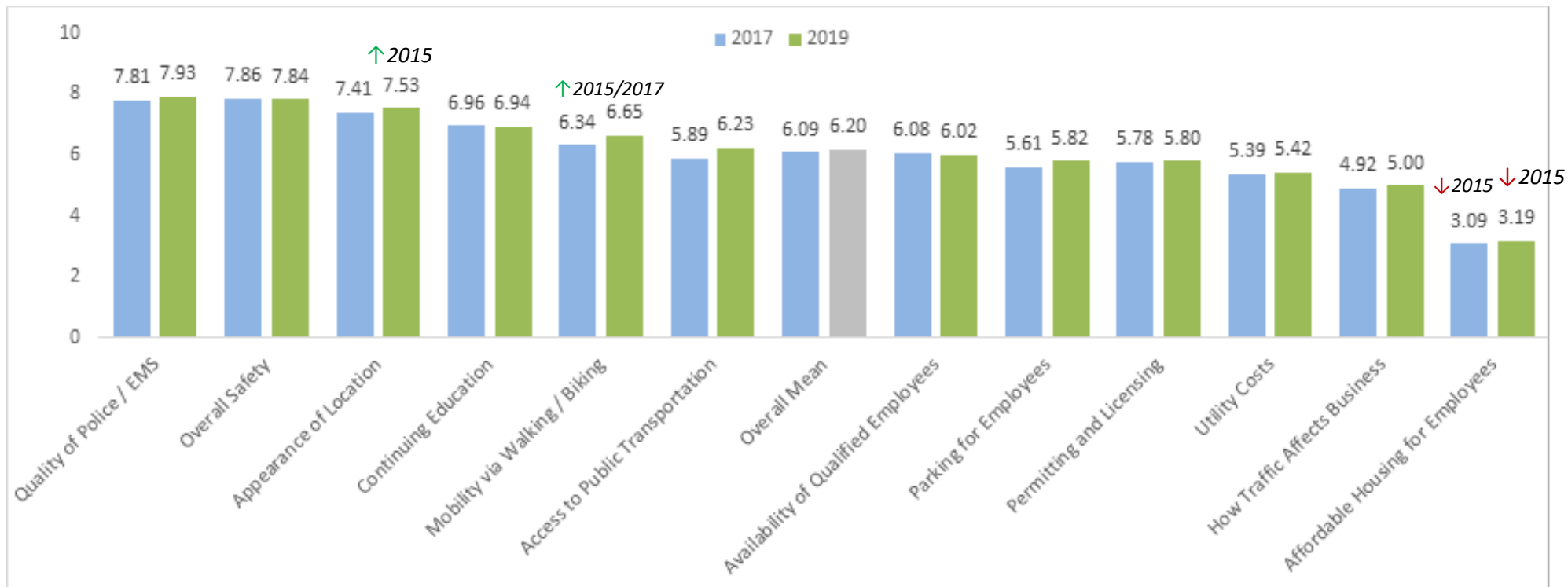
- Traffic/Transportation
- Affordable Housing
- Access to Talent/Employees



Results from 2019 Business Survey

- Businesses are generally pleased with factors like safety, accessibility, continuing education options, and availability of qualified employees.
- Perhaps unsurprisingly, **availability of affordable housing** was the only metric that declined significantly between 2015 and 2019.

Do you think that Bellevue is significantly worse (0) or significantly better (10) than other cities and towns on the following factors?





Downtown Tech Firms

Co-organizers



City of Bellevue
Cultural & Economic
Development



Bellevue
Downtown
Association

Participants



SAP Concur 

 BitTitan





Primary Themes

Transportation

- **Critical features:** proximity to transit center
- **Concerns:** High cost of driving, increasing road congestion

Real Estate

- **Critical features:** Walkability, transit access, bicycle facilities
- **Concerns:** more neighborhood amenities needed



What we heard...

Transportation

Wants:

- improved pedestrian experience
- more intra-Eastside transit service
- transit priority lanes
- expanded bicycle options
- improvements to curb-space management
- shared shuttles

Real Estate

Wants:

- improved pedestrian experience
- more childcare options
- more public space
- active public spaces
- expanded food & beverage options



How we're responding...

Transportation

- New all-way crossing at 110th Ave NE and NE 6th St (2023)
- Wayfinding updates for bicyclists and pedestrians
- Lime bikeshare now official
- 108th Ave NE protected bike lane
- CommutePool pilot program for shared employee shuttles
- New shuttle drop-offs on 106th Ave NE
- UW study on improving urban freight and delivery access

Real Estate

- Additional requirements for pick-up/drop-off and delivery space
- Meydenbauer Bay Park opened this spring, and a Master Plan process for Ashwood Park in north downtown is now underway
- Policy review and framework development for food truck use of public right-of-way



Bellevue's largest employers, now and future

2017



Microsoft

T-Mobile



Expedia



Bellevue
School District

OVERLAKE

MEDICAL CENTER AND CLINICS



BELLEVUE
COLLEGE



BOEING



PUGET
SOUND
ENERGY

SAP Concur



2025?

amazon



Microsoft

T-Mobile



OVERLAKE

MEDICAL CENTER AND CLINICS



Bellevue
School District



BELLEVUE
COLLEGE



BOEING





The future, all things constant

- More employees — potentially 20,000+ in our growth centers
- Concentrated on our niche in **tech**.
- Increasing **scale** of employers.
- Bellevue will remain a premium market.
 - Higher-skilled workers in management, R&D, development.
 - Shopping and retail uses will continue, but be more high-end and experiential.
- Most employees will commute into Bellevue.

A vertical photograph on the left side of the slide shows a nighttime city skyline. Several high-rise buildings are illuminated with warm lights, and one building in the center is under construction, with a crane visible on top. The foreground is filled with dark, silhouetted trees.

**We're always happy
to chat.**

Jesse Canedo

Chief Economic Development Officer

jcanedo@bellevuewa.gov

Philly Marsh

Economic Development Manager

pmarsh@bellevuewa.gov