

# **Bellevue Parks & Community Services Department**

## **Natural Resource & Resource Management Divisions Maintenance Management Planning**

**Parks & Community Services Board  
March 10, 2020**



# **Maintenance Management Plans**

## **What Are They?**

- Plans used to create budgets and manage maintenance workloads
- Inventory of property and assets
- Identifies labor, equipment and materials for safe and effective site maintenance
- Provide systematic and consistent approach based on national standards

# **Maintenance Management Plans**

## **How Are They Developed?**

- Inventory of Assets
- Policies, Goals and Objectives
- Site Specific Inventory
- Maintenance Tasks and Frequencies
- Annual Workload Plans
- Annual Renovation Plan

# Maintenance Management Plans

## System Wide Asset Inventory

- Land
  - Developed Parks – approx. 800 Acres
    - 22 Community/Beach Parks
    - 59 Neighborhood Parks
    - 29 Athletic Fields
    - 2 Golf Courses
  - Natural Areas – >1,900 acres
  - Streetscapes – > 200 acres (>10,000 trees)
  - Trails - approx. 98 Miles
- Building/Picnic Shelters/Restrooms
  - 117 - Buildings totaling >360,000 ft<sup>2</sup>
  - 48 - Playgrounds
  - 4 - Skate Parks

# **Maintenance Management Plans**

## **Site Specific Asset Inventory**

- Buildings and other Structural Facilities
- Formal Turf Areas
- Trees and Landscaped Beds
- Sports Fields
- Natural Areas
- Irrigation Systems
- Hard Surfaces – Parking lots, Sidewalks
- Trails, Pathways, Bridges and Boardwalks

# Maintenance Management Plans

## Workload Plans

- Develop Workload Plans for Each Site/Asset
  - Quantity – what is the quantity of the asset managed
  - Unit of Measure – what unit of measure will be used
  - Tasks – what tasks are needed to maintain the asset
  - Time Standard – how long does it take to perform tasks (field verified national standards)
  - Frequency – what frequency will tasks be performed (daily, weekly, monthly)
  - Task + Time Standard + Frequency = Annual Workload Plan


# Service Delivery Model Efficient and Effective

- Full Time Employees
- Seasonal Hiring & Staffing
- Contracted Maintenance
- Partnerships
- Volunteers





# Natural Areas Forest Management



**Lakemont Open Space**




**Weowna Park**



# Trails and Greenways

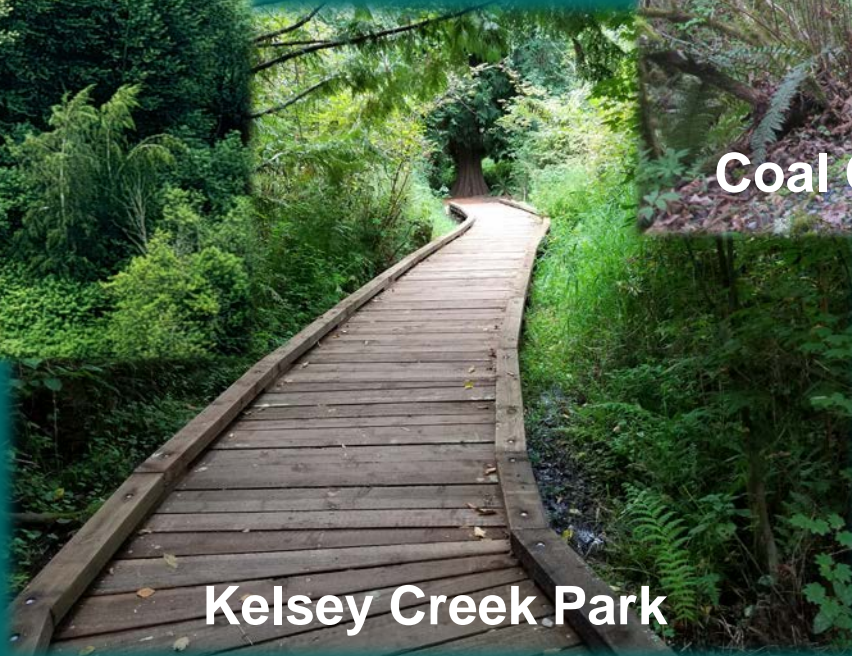
**Mercer Slough  
Boardwalk**



**Coal Creek Natural Area**



**Kelsey Creek Park**





# Street Trees & Arterial Landscapes





# Developed Parks Community



**Downtown Park**

# Developed Parks Community



**Crossroads International Park**



# Developed Parks

## Sports Fields – Natural Turf



Wilburton Hill Community Park

# Developed Parks

## Sports Fields – Synthetic Turf



**Robinswood  
Community Park**



**Newport Hills Park**



# Developed Parks

## Sports Fields – Synthetic Turf



**Hidden Valley Sports Park**

**Bannerwood Synthetic & Natural Turf**



# Developed Parks Neighborhood



Surrey Downs Park



# Developed Parks Neighborhood



**Bridle Trails Corner Park**

# Developed Parks Waterfront



**Meydenbauer Bay Park**



# Buildings and Facilities



**Bellevue Botanical Garden**



**South Bellevue Community Center**

# Buildings/Shelters/Restrooms



Highland Community Center



Lewis Creek Picnic Shelters




Newcastle Beach Restrooms



# Buildings and Facilities



Burrows Cabin at Chism Beach Park



Bellevue Youth Theatre at Crossroads Park

# Bellevue Aquatic Center




**Warm Water Pool**



**Blue Lagoon Pool**



# Facilities – Water Features



**Downtown Park**

# Facilities – Water Features



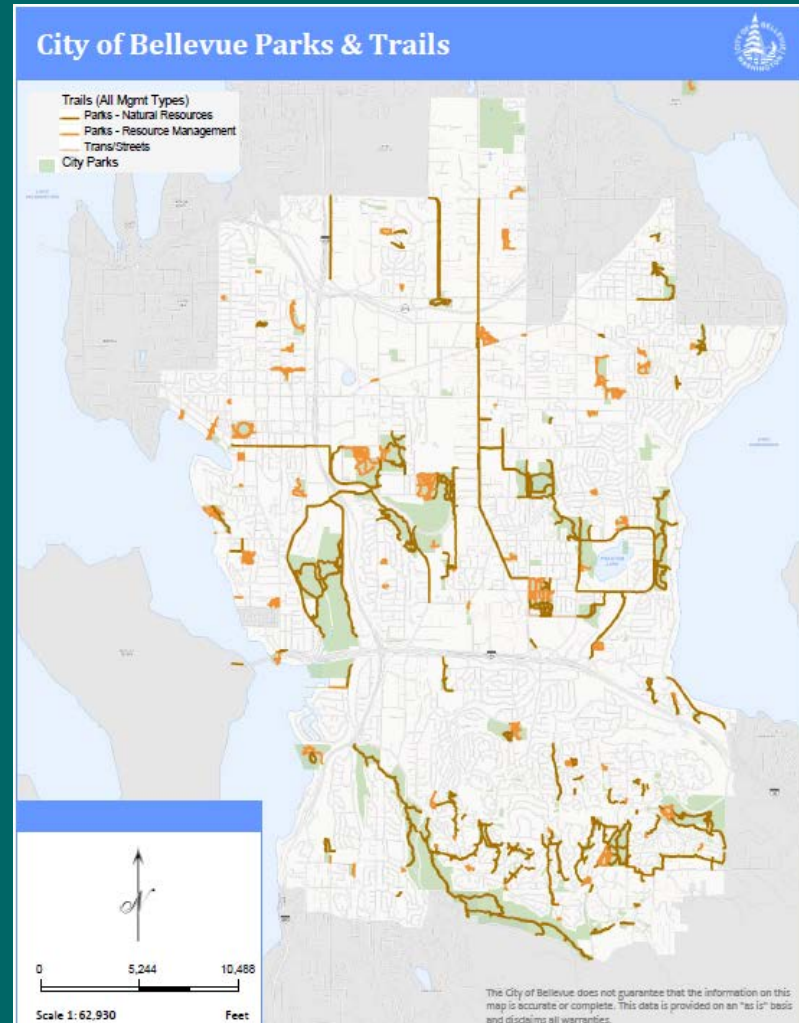
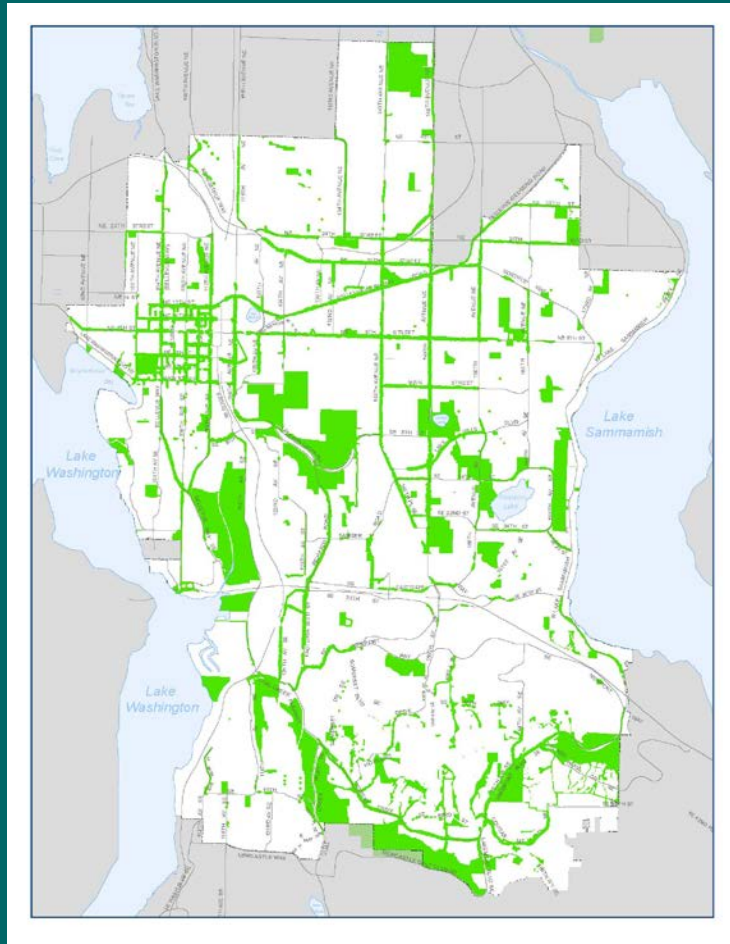
**Bellevue Botanical Garden**



**Crossroads Spray Park**



# Questions & Answers



## Bellevue Park & Open Space System