

# King County Metro 2021 Look-Ahead

General Manager Terry White  
Bellevue City Council  
January 25, 2021



# Grounding in Core Values

- Mobility is more than a service – it can have profound outcomes
- **By centering equity, climate, and safety in Metro's work, we can better advance key outcomes**
  - This theory of change is consistent with recommendations in adopted Mobility Framework
  - A focus on equity and leading with race aligns with King County's ESJ ordinance
- We ask you to consider those values and how the region can best deliver healthy communities, a thriving economy, and a sustainable environment as you review the material



# COVID Impact on Budget

## Revenue Outlook

- \$1B reduced sales tax revenue 2021-2028 projected
- \$1B+ loss of fare and other revenues with slow return of ridership (2021 estimated to be 25% lower than 2019)

## Budget Approach

- Preserve service levels as long as possible
- Reduce non-service costs
- 30% reduction in our Capital investments
- Prioritize investments where needs are greatest

## Long Term Impacts

- Without new funding, face significant shortfalls in 2025-2026



# Metro's policies guide our actions

- Metro's policy documents (**Strategic Plan, Service Guidelines, Metro Connects - Long-range Plan**) help us carry out our mission
- They guide our actions and measure our progress
- Metro's policies cover day-to-day operations as well as planning for the future
- Our policies are developed through community engagement, then reviewed, revised and adopted by the Regional Transit Committee and King County Council



# Why we are updating our policies

## Mobility Framework

- **Fall 2018: King County Council Motion 15253, called for Mobility Framework that addresses regional changes:**
- **King County is leading with racial justice** because historical and racial inequities continue to affect all of us, and our region's ability to live well and thrive.



### SO ALL PEOPLE HAVE OPPORTUNITIES TO THRIVE

#### KING COUNTY INVESTS...



Upstream, and where needs are greatest,



in community partnerships,



and in employees,



with transparent and accountable leadership.

# King County Metro Mobility Equity Cabinet

**Group of 23 community leaders**, representing riders and communities countywide, including priority populations (low- and no-income populations, people of color and indigenous people, immigrants and refugees, limited-English speaking communities, people with disabilities)

- **Identified key challenges:**
- Rising housing costs
- Our system is focuses on weekday, peak period service. But people who need our service most work jobs at different times of day/days of week.





# Three Policy Documents to Update



## STRATEGIC PLAN

Goals, strategies,  
objectives


Performance measures



## METRO CONNECTS

Long-range plan

Vision for service in 2040



## SERVICE GUIDELINES

How service is put on the road  
Formulas to add, reduce service

# How Metro is Updating Policies



## STRATEGIC PLAN

Goals = Mobility Framework  
guiding principles

Online dashboard for  
performance measures




## METRO CONNECTS

Long-range plan

Incorporate Mobility  
Framework recommendations

Update Service Network Map:

- Extend to 2050
- Update RapidRide Network
- Address equity gaps



## SERVICE GUIDELINES


New ways to consider equity in  
decisions about adding or reducing  
service.

Update sections on community  
engagement and partnerships



# Service Planning & Engagement

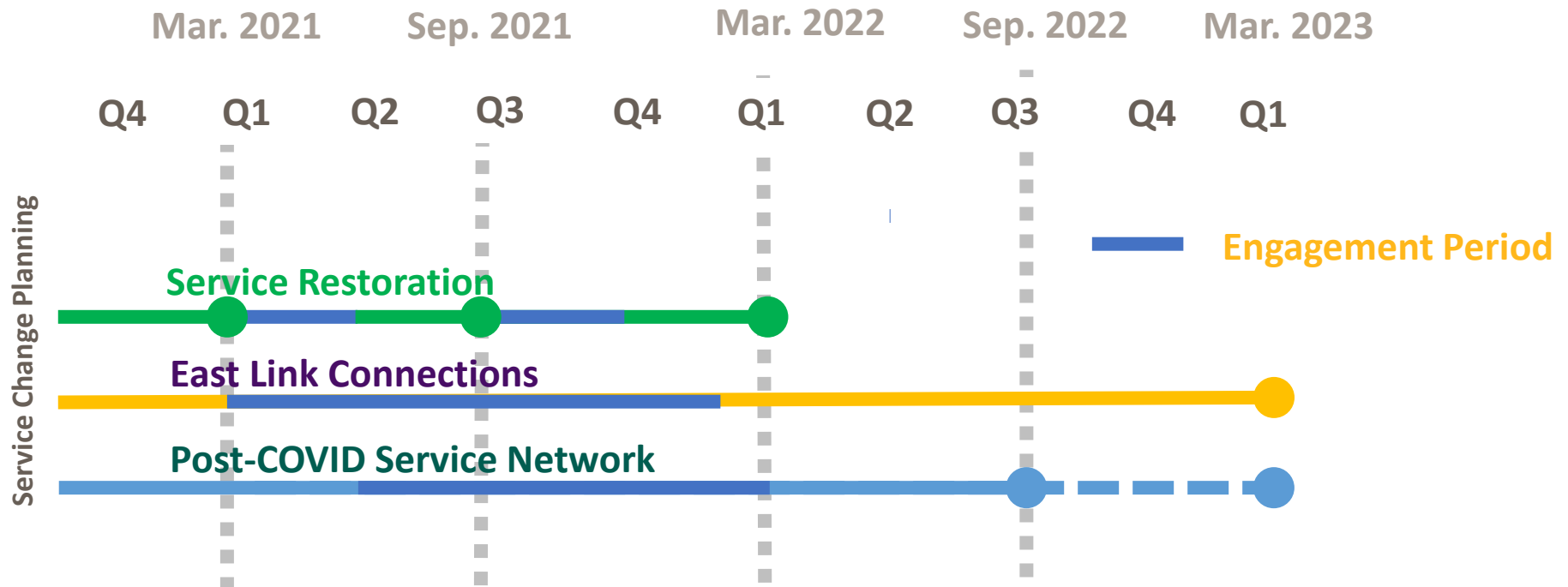
- March 2021 Service Changes
- 2021-2022 Recovery Engagement
- East Link Connections Project and Engagement



# March 2021 Service Changes

- Investment in service on crowded routes
  - Due to the need to address crowding issues, there will only be crowding-based service investments in March 2021
  - A Line, Routes 2, 3, 4, 7, 10, 11, 13, 36, 49, 50, 60, 106, 128, 132, and 193
- Suspension of low-performing trips on commuter routes
  - Routes with current ridership at 80%- 90% less than pre-COVID ridership
  - Suspension of one or more low-performing morning or afternoon peak commute trips
  - Trip suspensions on routes 21X, 55, 56, 102, 111, 212, 218, 301, and 311
  - Suspensions provide resources to better address acute crowding needs with minimal customer impact.
- All currently suspended routes will remain suspended and there will be no new route suspensions.

# 2021 and 2022 Engagement



# 2021 and 2022 Service Recovery Engagement

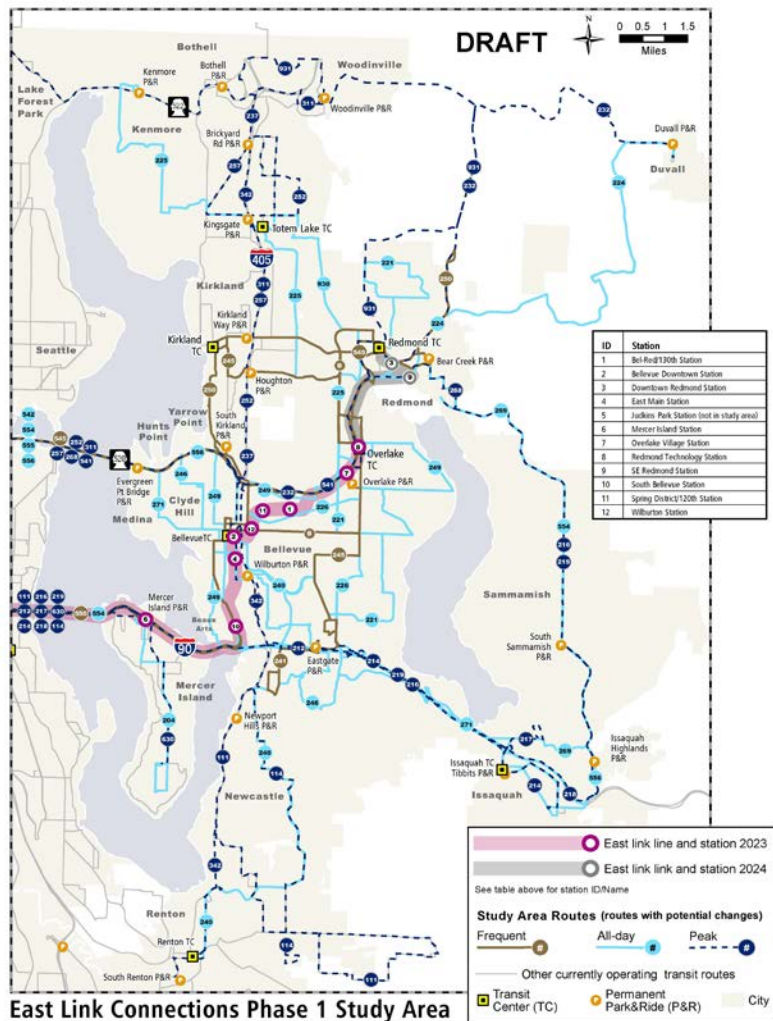
## Comprehensive, equity-focused engagement approach

- Form Mobility Boards with transit riders including priority populations for East, North, and South King County
- Form Partner Review Boards with representatives from jurisdictions, employers, institutions, community organizations for East, North, and South King County
- Contract with community-based organizations for equitable public engagement
- Online formats with in-person when Safe Start plan allows

## Engagement goals

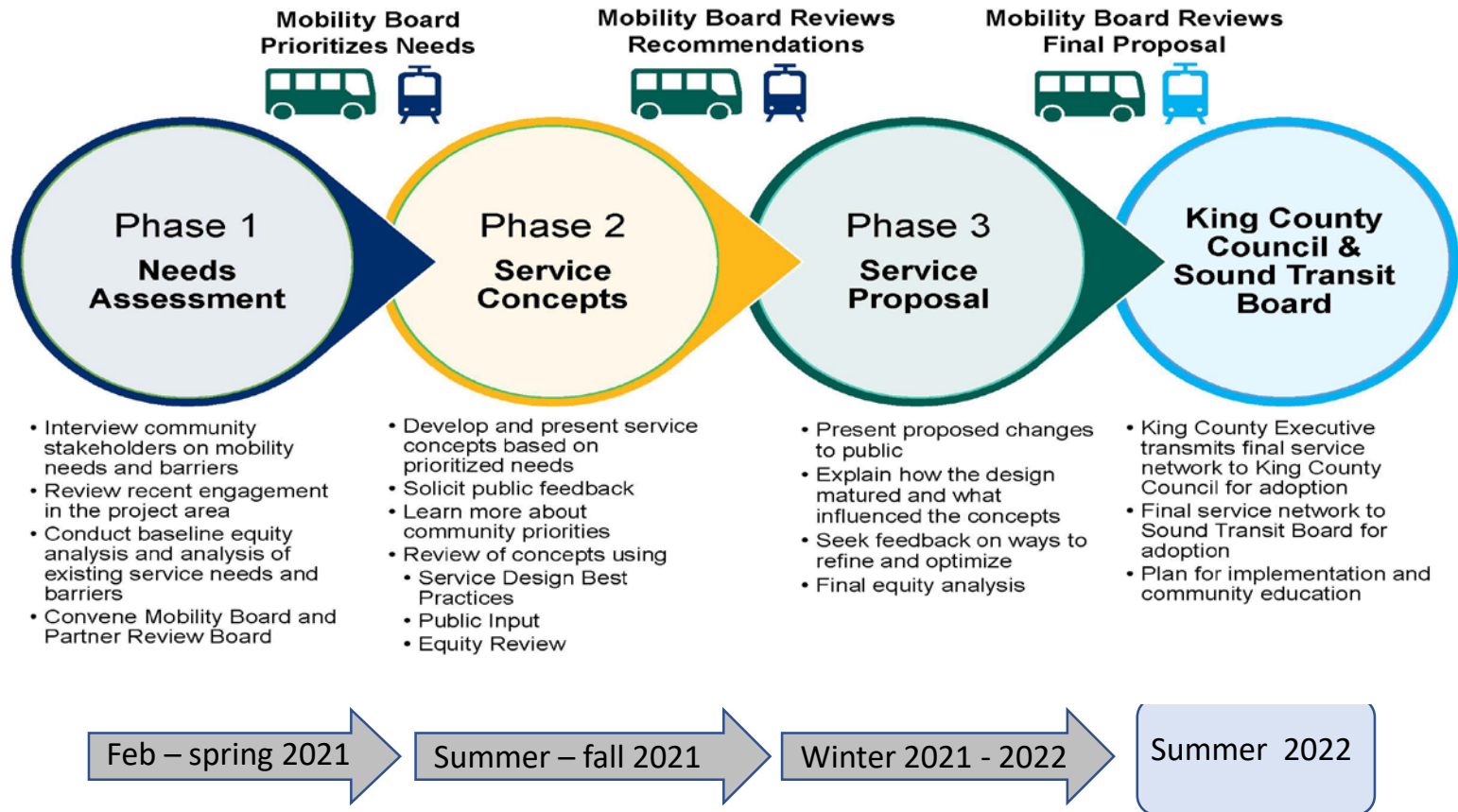
- Countywide - seek public input to shape:
  - Post-COVID permanent service change (anticipated September 2022)
  - Interim service changes (September 2021 and March 2022)
- Eastside - seek public input to shape transit service integration with Link light rail stations opening in 2023 and 2024

## East Link Connections Project Area Includes



Bellevue  
 Bothell  
 Clyde Hill  
 Duvall  
 Issaquah  
 Kenmore  
 Kirkland  
 Lake Forest Park  
 Medina  
 Mercer Island  
 Newcastle  
 Redmond  
 Renton  
 Sammamish  
 Seattle  
 Woodinville  
 Yarrow Point

# Engagement Timeline





What are your priorities?

What do we need to know about your communities?

Who do you think we should be engaging with?

Link

East  
Link

# Closing and Questions

## Contact Information:

Tessa McClellan, Policy Lead

[tmclellan@kingcounty.gov](mailto:tmclellan@kingcounty.gov)

Brian Henry, East King County Planning Lead

[brhenry@kingcounty.gov](mailto:brhenry@kingcounty.gov)