



King County

Best Starts for **KIDS**

Bellevue City Council

April 12th, 2021





Happy Healthy Safe Thriving

We want to see babies born healthy, kids thrive, and young people grow up to be happy, healthy, successful adults.

Current Levy



—● CURRENT BSK STRATEGIES AND INVESTMENTS



Homelessness Prevention

\$21M

Investing Early (P-5)

50%

Sustaining the Gain (5-24)

35%

Communities Matter

10%

Data and Evaluation

5%

● THEORETICAL FRAMEWORK

● Increase Promotive and Protective Factors

- Youth resilience
- Social connections
- Knowledge of child and adolescent development
- Concrete support in times of need
- Cognitive and social-emotional competence
- Positive identity development
- Physical health

Healthy Development and Well-being for Children and Youth

- Physically and emotionally healthy
- Hopeful, optimistic, compassionate, curious, resilient identity
- Supportive family and social networks
 - Ability to form and sustain caring committed relationships
 - Success in school and workplace
 - Service to community or society

● Reduce Risk Factors

- Psychological stressors
- Inadequate or negative relationships with family members, adults outside youth's families and peers
- Insufficient or inadequate opportunities for positive growth and development
- Unsafe, unstable, inequitable environments



P-5 INVESTMENTS

- Public Health Services for New Parents and Babies
- Home-Based Services for New Families
- Developmental Health Services and Early Support for Delays
- Community-Based and Peer Support for Parents
- Child Care Consultation
- System Supports: Workforce Development, Infant Mental Health, Help Me Grow



5-24 INVESTMENTS

Youth Development

Mentoring, Positive Identity
Development, Leadership, Healthy
Relationships

School Partnerships

School Based Health Centers, SBIRT,
Trauma-Informed and Restorative
Practices, Out of School Time

Family and Community Connections

Family Engagement, Healthy and Safe
Environments

Transitions to Adulthood

Education, Employment, Socio-Emotional
Support

Stopping the School to Prison Pipeline

Mentoring, Community Supports

Measuring Success: Results Based Accountability

3 key questions for each BSK program:

- *How much did we do?*
- *How well did we do it?*
- *Is anyone better off?*

3 measurement levels:

Headline Indicators

Secondary Indicators

Performance Measures



BSK by the Numbers

654 programs

360+ community partners

7,000+ hours of TA

Over 500,000 children, youth,
parents and caregivers served

24,000 health care providers, child
care providers, and community
health workers served



Programs and Partners in Bellevue

Programs and Partners include:

- **Bellevue School District** – Screening, Brief Intervention and Referral (SBIRT)
- **Bellevue Schools Foundation** – Trauma Informed Systems
- **Lifewire** – Homelessness Prevention, Youth Development
- **Indian Association Of Washington** – Kaleidoscope Play and Learn
- **International Community Health Centers** – School-based Health Centers



Proposed Levy



MAINTAIN

What We Are Doing

- *Invest Early - Prenatal to Five*
- *Sustain the Gain – Five to 24*
- *Communities of Opportunity*
- *Youth and Family Homelessness Prevention*



BUILD UPON What We Are Doing

Deepen investments in school age children, youth and young adults

- ***Out of School Time programs*** includes summer programs focusing on 5-12 year olds
- ***School-Based Health Centers*** up to 4 centers in the County that provide social, emotional, mental and physical health supports for young people
- ***Transitions to Adulthood***, increase services for 14-24 that support high school completion, support for post-secondary education, training and employment while providing age appropriate social and emotional supports



NEW INVESTMENT in Child Care

- Create a new child care subsidy program to make child care more affordable for more than 3,000 low-income families
- Establishes a new child care Wage Project to increase the ability of child care workers to earn a living wage in King County as they care for the region's children at a critical time in children's lives



Amendments



Amendment 5B – Capital Investments



If the total projected levy proceeds exceeds \$822M (it was \$811M when we transmitted and its currently projected at \$872M), the levy proceeds greater than \$822M will be used:



to provide grants designed to support **repairs and expansion of buildings and facilities**, and to support **the construction of new buildings and facilities** that will serve children and youth



The buildings and facilities include, but are not be limited to, **housing and child care, early learning and recreational facilities**



The total levy proceeds used to provide capital grants **shall not exceed \$50M.**



Other provisions assure that if the projections are less, then capital funds will be less – it will not impact the “base” of investments that is currently BSK.

Amendment 8B – Annual Reporting by Zip Code



Requires an annual report on levy expenditures, services and outcomes, including:

- Total expenditures by **program area by zip code**
- **Number of individuals** receiving services by program area **by zip code**, where individuals reside at the time of service



By The Numbers

6-year property tax levy

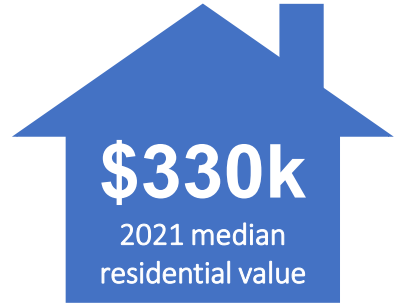
19 cents per \$1000
assessed value

Average cost: \$114
for 600K home

March OEFA projected revenue:
\$872M (up from \$811M)

Annual Cost of a \$0.19 Levy for Median-Valued Residences in 2020

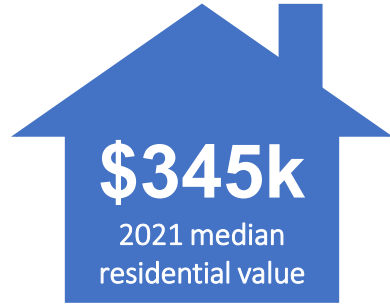
Algona



\$62.70

2021 Annual Cost of a \$0.19 levy

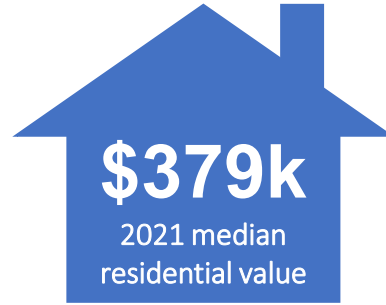
Enumclaw



\$65.55

2021 Annual Cost of a \$0.19 levy

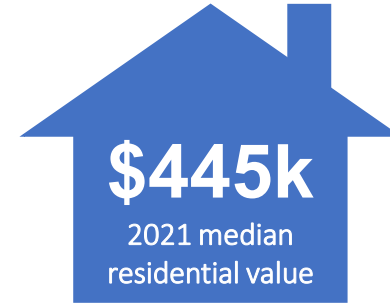
Auburn



\$72.01

2021 Annual Cost of a \$0.19 levy

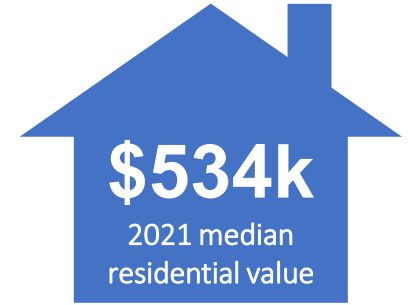
Renton



\$84.55

2021 Annual Cost of a \$0.19 levy

Shoreline



\$101.46

2021 Annual Cost of a \$0.19 levy

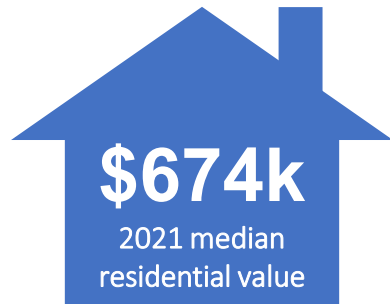
Countywide



\$114

2021 Annual Cost of a \$0.19 levy

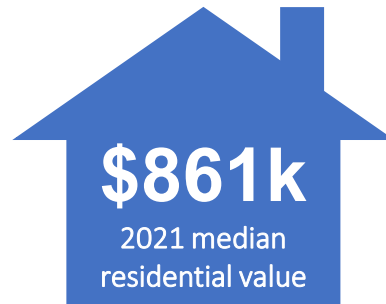
Seattle



\$128.06

2021 Annual Cost of a \$0.19 levy

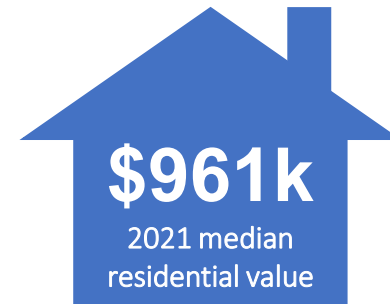
Redmond



\$163.59

2021 Annual Cost of a \$0.19 levy

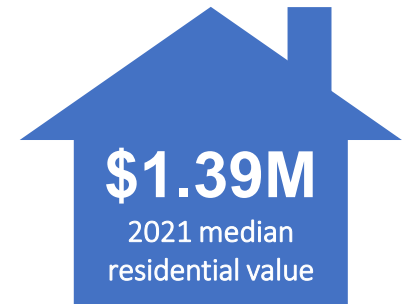
Bellevue



\$182.59

2021 Annual Cost of a \$0.19 levy

Mercer Island



\$264.10

2021 Annual Cost of a \$0.19 levy

The proposed levy would begin in 2022 and rates would be based on 2022 valuations | 2022 valuations may differ from 2021 valuations | 2021 valuations are the latest available on the date this chart was created
Property taxes are assessed on assessor valuations, not sales price—the two may differ | In 2021, by-city median valuations in King County range from \$184k (Skykomish) to \$3.882M (Hunts Point)
The Assessor reports by-city median valuations at <https://www.kingcounty.gov/depts/assessor/Reports/annual-reports/~media/depts/assessor/documents/annualreports/2020/20AVByCity.ashx?la=en>